



**BLDEA's  
JSS College of Education,  
Vijayapur**

**CRITERION-5 Teaching-learning and Evaluation**

**2.4.4: Students are enabled to evolve the following tools of assessment for learning suited to the kinds of learning engagement provided to learners, and to analyse as well as interpret responses**

**INDEX**

<b>S.No</b>	<b>Particulars</b>
<b>1</b>	<b>Teachers Prepared Question papers</b>
<b>2</b>	<b>Observation Book of Students and Teacher Observation Formats</b>
<b>3</b>	<b>Performance Test</b>
<b>4</b>	<b>Oral Assessment –Seminar Papers, Annual Interview</b>
<b>5</b>	<b>Rating Scale- Micro Teaching ,Seminar Observation, Peer Observation, Lesson Observation</b>

04-12-2023

1100 01/01/2023  
 01/01/2023  
 01/01/2023

Annexure-02

Evaluation Sheet		B.Ed 4th Semester Practical Examination - Dec-2023					
		Evaluation Sheet (Format)					Code: 5210
Name of The College: B.L.R.E.As J.S.S. College of Education Vijayanpur							
Name of The School: B.L.R.E.As Girls High School Vijayanpur							
Sl.No	Register No: 1058 - I / II	Max Marks	UTILESS (E) 0000	UTILESS (V) 0005	UTILESS (E) 0000	UTILESS (V) 0005	UTILESS (E) 0000
1	<b>Lesson Planning:</b> Assessment and achievement of objectives, Learning Prizes, Methodology, Learning Aids, Learning Activities, Technology and Evaluation.	05	05	05	05	04	03
2	<b>Initiation Phase:</b> Use of previous learning, Selection of ideas, Resources, Devices, Seeking initiation of the Topic/unit of Learning Matter.	05	05	04	05	04	04
3	<b>Development Phase:</b> a. Content Competency: Activities, Charts, Comparison/contrast, Sorting. b. Transaction of Content: <b>Methodology:</b> Techniques (Experience/Drill/Examples, Media and Audio, Visual, Audio-Visual, Multimedia, Story, Games, Visual & Auditory Imagery, Analogy & Imaginative Power, Flavour & Tasting). c. Student Teacher's Competency in Core Teaching Skills: Questioning, Structure, Variety, Addressing, Demonstration, Welcoming, Blackboard Work, Organization, Sketches, Accuracy, Legibility, Logic and Order, Illustrating with Examples, Explaining, Pupil Participation and Closure, Classroom management, Attending to Pupil Behavior, Verbal and Non-verbal responses, Maintenance of Discipline, Interaction. d. Communication: Fluency in Language - Clarity in Expression - Suitability of Vocabulary, Tone and Voice.	05	05	04	05	04	03
4	<b>Evaluation Phase:</b> Appropriateness in Selecting learning Outcomes at different Stages - Techniques and Devices used.	10	10	09	09	05	05
<b>Total</b>		50	49	45	48	31	29

- 1) The maximum marks for each item is 01 to 04 is five only.
- 2) Teaching aids prepared and used by candidate may be more than ten(10).
- 3) Difference between two examiners assessment may not be more than ten(10).

Name and Signature of the Examiner

Signature: *Sanjay*  
 Smt. V. P. Nishan

  
 ಕರ್ನಾಟಕ ಸರ್ಕಾರ  
 ಕರ್ನಾಟಕ ಪ್ರಾಥಮಿಕ - ದ್ವಿತೀಯ ಹಂತ - ಶಿಕ್ಷಣ

**Annexure-02**

Evaluation Sheet

B.Ed 4th Semester Practical Examination-Dec-2023						
Evaluation Sheet (Format)						
Name of The College: <u>B. B. E. A. J. S. S. College of Education, Vijayapur</u>					Code: <u>5210</u>	
Name of The School: <u>S. S. High School (A) Vijayapur</u>					<u>U15LY1</u>	<u>U15LY2</u>
Register No: _____					<u>E0034</u>	<u>E0046</u>
S.NO	POSS - I / II	Max Marks	<u>U15LY1</u> E0034 I/II	<u>U15LY2</u> E0036 I/II	<u>U15LY1</u> E0046 I/II	<u>U15LY2</u> E0046 I/II
1	<b>Lesson Planning;</b> Accuracy and orderliness of objectives, Learning Points, Methodology, Learning Aids, Learning Activities, Techniques and Evaluation.	05	05	05	5	5
2	<b>Initiation Phase;</b> Use of previous learning, Sequence of ideas, Stimulus, Devices, Linking, Initiation of the Process, use of Learning Points.	05	04	05	5	5
3	<b>Development Phase;</b> a. Content Competency; Accuracy, Clarity, Completeness, Spacing. b. Transaction of Content; <b>Methodology;</b> Techniques/Experiments/Diagrams/Examples, Media used/Audio, Video, Audio Visual, Multimedia/Power Lesson, Visual & Auditory Imagery, Activities - a. Imaginative Phases, Rhyme & Telling.	10	09	08	8	9
	<b>c. Student Teacher's Competency in Core Teaching Skills;</b> Questioning, Structure, Variety, Adequacy, Flexibility, Behaving, Blackboard Work, Organization, Sketches, Accuracy, Legibility, Logic and Order, Illustration with Examples, Explanation, Pupil Participation, and Closure, Classroom management, Attending to Pupil Behavior, Verbal and Non-verbal Responses, Maintenance of Dignity, Interaction.	10	10	10	8	9
	<b>d. Communication;</b> Fluency in Language - Clarity in Expression - Suitability of Vocabulary Tone and Voice	05	04	05	4	4
4	<b>Evaluation Phase;</b> Appropriateness in Testing learning Outcomes at Different Stages - Techniques and devices used.	10	10	10	10	10
<b>Total</b>		50	46	48	46	47

Name and Signature of the Examiner

(Smt. G. B. Kuyyagol)

- 1) The maximum marks for each Item(S.No) is five only.  
 2) Teaching aids prepared and used by candidate may be more than ten(10)  
 3) Difference between two examiners assessment may not be more than ten(10)

विद्यया ऽऽनमो ऽऽनमो  
 अक्षायाः प्रथमा - 01, अध्यायः 01 - 02


Appendure-02

Evaluation Sheet

B.Ed 4th Semester Practical Examination Dec-2023

Evaluation Sheet (Format)

Name of The College: <u>B. U. P. E. A. S. J. S. S. College of Education Wajner</u>		Code: <u>5210</u>					
Name of The School: <u>B. U. P. E. A. S. J. S. S. Inclusive English Medium School Wajner</u>		<u>U151Y1</u>	<u>U151Y2</u>	<u>U151Y3</u>	<u>U151Y4</u>	<u>U151Y5</u>	<u>U151Y6</u>
Register No:		<u>E001</u>	<u>E002</u>	<u>E003</u>	<u>E004</u>	<u>E005</u>	<u>E006</u>
S.NO	POSS - I / II	Max Marks	I/II	I/II	I/II	I/II	I/II
1	<b>Lesson Planning:</b> Accuracy and comprehensiveness of objectives, Learning Points, Methodology, Learning Aids, Learning Activities, Techniques and Evaluation.	05	05	05	05	05	04
2	<b>Initiation Phase:</b> Use of previous learning, sequence of ideas, Relevance, Devices, Linking Initiation of the Propositions of Learning Points.	05	05	05	05	05	04
3	<b>Development Phase:</b> a. <b>Content Competency:</b> Accuracy, Clarity, Comprehensiveness, Spacing. b. <b>Transaction of Content:</b> <b>Methodology:</b> Techniques/Experiments/Ded/Examples, Media used/Audio, Visual, Audio-Visual, Multimedia, Theory Lessons: Visual & Auditory Imagery, Anecdotes & Dramatization, Poems, Rhymes & Riddles. c. <b>Student Teacher's Competency in Core Teaching Skills:</b> Questioning: Structure, Variety, Adequacy, Distribution, Relating Blackboard Work: Organization, Sketches, Accuracy, Legibility, Logic and Order, Illustrating with Examples, Explaining, Pupil Participation, and Closure, Classroom management: Attending to Pupil Behavior, Verbal and Non-verbal Responses, Maintenance of Discipline, Interaction. d. <b>Communication:</b> Fluency in Language - Clarity in Expression - Suitability of Vocabulary. Tone and Voice.	05	05	05	05	04	04
4	<b>Evaluation Phase:</b> Appropriateness in Testing learning Outcomes at different Stages - Techniques and Devices used.	10	09	10	10	09	09
<b>Total</b>		50	45	49	49	45	44

A. R. WALIKAR  06.12.23  
 Name and Signature of the Examiner

- Note: 1) The maximum marks for each Head (A) to (D) is five only.  
 2) Teaching aids prepared and used by candidate may be more than ten(10)  
 3) Difference between two candidate's assessment may not be more than ten(10)



BLDEA's  
JSS College of Education,  
Vijayapur


Observation Schedule for Seminar Presentation

Aashiya A. Kumasagi

Sl.no	Components	5	4	3	2	1
1	Presentation and Development of Topic	-	-	-	-	0.5
2	Introduction of Topic	-	-	-	-	0.5
3	Content Organization	-	-	-	-	0.5
4	Mastery over the content	-	-	-	-	0.5
5	Presentation Skills	-	-	-	-	0.5
6	Formatting of Slides	-	-	-	-	0.5
7	Interaction with Peer group and Eye -contact	-	-	-	-	-
8	Time Management	-	-	-	-	0.5
9	Closure of the topic	-	-	-	-	0.5
10	Over all	-	-	-	-	0.5

4.5

  
IQAC Co-ordinator  
BLDEA's JSS College of Education  
-Vijayapur

  
Principal,  
J.S.S. College of Education  
VIJAYAPUR.

**RANI CHANNAMMA UNIVERSITY  
BELAGAVI**



NAAC Accredited at "B" Level

B.L.D.E. Association's

JNYANAYOGI SHRI SIDDESHWAR SWAMIJI

**COLLEGE OF EDUCATION,**

**VIJAYAPUR-586 101**

**BACHELOR OF EDUCATION**

Year: 2022 - 23

**SEMINAR**

NAME: Arshiya A. Kumasagi ROLL No. 10

SUBJECT: Mathematics

BLDEA's  
JSS College of Education,  
Vijayapur


Observation Schedule for Seminar Presentation

Name: Arshiyaa Kumasagi

Sl.no	Components	5	4	3	2	1
1	Presentation and Development of Topic					0.5
2	Introduction of Topic					0.5
3	Content Organization					0.5
4	Mastery over the content					0.5
5	Presentation Skills					0.25
6	Formatting of Slides					0.25
7	Interaction with Peer group and Eye -contact					-
8	Time Management					0.5
9	Closure of the topic					0.5
10	Over all					0.5

4.0.

  
Principal  
J.S.S. College of Education  
VIJAYAPUR.

  
IQAC  
BLDEA's JSS College of Education  
Vijayapur

**RANI CHANNAMMA UNIVERSITY**  
**BELAGAVI**



NAAC Accredited at "B" Level

B.L.D.E. Association's

JNYANAYOGI SHRI SIDDESHWAR SWAMIJI

**COLLEGE OF EDUCATION,**

**VIJAYAPUR-586 101**

BACHELOR OF EDUCATION

Year: 20

**SEMINAR**

*Handwritten signature*

NAME: ARSHIYA . A . KUMASAGI . ROLL No. 10

SUBJECT: PSBE : Philosophical and sociological Bases of Education.



B.L.D.E.A'S  
J.S.S.COLLEGE OF EDUCATION, VIJAYAPUR

DATE: 20.09.2023

NOTICE

This is to inform to the Teaching faculty that, B.Ed IV Semester Final Internal test will commence from 29-09-2023. Therefore submit the question paper in your concerned subject to Shri. P. D. Murtani on or before 25-09-2023.

*[Handwritten signatures and dates]*  
20.09.23

*[Handwritten signature]*  
Principal  
B. L. D. E. A's.  
J.S.S. College of Education  
VIJAYAPUR.

B.L.D.E.A's  
J.S.S. College of Education PG Studies in Education and Research  
Centre Vijayapur



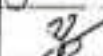



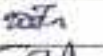





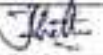







B.Ed-IV Semester First Internal Test-2023


Sl No.	Date	Time	Subject
1	29-09-2023	10.15 am to 11.15 am	Gender, School and Society
2		12.30 pm to 1.30 pm	Educational Administration and Management
3		2.30 pm to 4.30 pm	Teacher Placement and CET Classes
4	30-09-2023	8.15 am to 9.15 am	Advanced Pedagogy of Specific Subject -1
5		11.00 am to 12.00 pm	Advanced Pedagogy of Specific Subject -2

  
Principal  
B. L. D. E. A's.  
J.S.S. College of Education  
VIJAYAPUR.

**BLDEA's**  
**JSS COLLEGE OF EDUCATION, VIJAYAPUR**  
**B.Ed.-IV Semester Internal Test I-September 2023**

**Invigilator List**

Sl/No	Date	Time	Subject	Block No	Invigilators Name	Sign
1	29-09-2023	10.15 am to 11.15 am	Gender, School & Society	I	Dr.M.S.Hiremath	
				II	Dr.J.S.Pattanshetti	
				III	Dr.B.S.Hiremath	
				IV	Shri.P.D.Multani	
2	29-09-2023	12.30 pm to 1.30 pm	Educational Administration & Management	I	Shri.A.S.Masali	
				II	Shri.S.P.Shegunsi	
				III	Dr.M.S.Hiremath	
				IV	Dr.J.S.Pattanshetti	
3	29-09-2023	2.30 pm to 4.30 pm	Teacher Placement & CET Classes	I	Dr.B.S.Hiremath	
				II	Shri.P.D.Multani	
				III	Shri.A.S.Masali	
				IV	Shri.S.P.Shegunsi	
4	30-09-2023	8.15 am to 9.15 am	APSS-I	I	Dr.M.S.Hiremath	
				II	Dr.J.S.Pattanshetti	
				III	Dr.B.S.Hiremath	
				IV	Shri.S.S.Patil	
5	30-09-2023	11.00 am to 12.00 pm	APSS-II	I	Shri.P.D.Multani	
				II	Shri.A.S.Masali	
				III	Shri.S.P.Shegunsi	
				IV	Shri.S.S.Patil	


  
**Principal**  
**B.L.D.E.A's.**  
**J.S.S. College of Education**  
**VIJAYAPUR.**

**B.L.D.E.A'S**  
**J.S.S.COLLEGE OF EDUCATION, VIJAYAPUR**

**DATE : 09.10.2023**

**NOTICE**

This is to inform to the Teaching faculty that, B.Ed IV Semester Second Internal test will commence from 16-10-2023. Therefore submit the question paper in your concerned subject to Shri.P. D. Multani on or before .12-10-2023

  
**Principal**  
**B. L. D. E. A's.**  
**J.S.S. College of Education**  
**VIJAYAPUR.**



**BLDEA's**  
**JSS COLLEGE OF EDUCATION, VIJAYAPUR**  
**B.Ed.-IV Semester Second Internal Test Time Table -October 2023**

SL/NO	Date	Time	Subject	Remark
1	16-10-23	10:30 AM to 12:30 PM	Gender, School & Society	
2		2:30 PM To 4:30PM	Educational Administration & Management	
3	17-10-23	10:30 AM to 12:30 PM	APSS-I	
4		2:30 PM To 4:30PM	APSS-II	
5	18-10-23	10:30AM To 11:30AM	Reading & Reflecting on Text (RRT)	

  
**Principal**  
**B.L.D.E.A's.**  
**J.S.S. College of Education**  
**VIJAYAPUR.**

B.L.D.E.A's  
J.S.S. College of Education PG Studies in Education and Research  
Centre Vijayapur

B.Ed-IV Semester Second Internal Test-2023

Sl.No.	Date	Time	Subject	Block No.	Invigilator	Sign
1	16-10-2023	10.30 am to 12.30 am	Gender, School & Society	I	Dr.M.S.Hiremth	
				II	Dr.J.S.Pattanshetti	
				III	Dr.B.S.Hiremth	
				IV	Shri.S.S.Patil	
2	16-10-2023	02.30 pm to 04.30 pm	Educational Administration & Management	I	Shri.P.D.Multani	
				II	Shri.A.S.Masali	
				III	Shri.S.P.Shegunsi	
				IV	Dr.M.S.Hiremth	
3	17-10-2023	10.30 am to 12.30 am	APSS-I	I	Dr.J.S.Pattanshetti	
				II	Dr.B.S.Hiremth	
				III	Shri.S.S.Patil	
				IV	Shri.P.D.Multani	
4	17-10-2023	02.30 pm to 04.30 pm	APSS-II	I	Shri.A.S.Masali	
				II	Shri.S.P.Shegunsi	
				III	Dr.M.S.Hiremth	
				IV	Dr.J.S.Pattanshetti	
5	18-10-2023	10.30 am to 11.30 am	Reading & Reflecting on Text (RRT)	I	Dr.B.S.Hiremth	
				II	Shri.S.S.Patil	
				III	Shri.P.D.Multani	
				IV	Shri.A.S.Masali	

Principal  
B.L.D.E.A's  
J.S.S. College of Education  
VIJAYAPUR.

B.L.D.E. Association's  
**J.S.S.COLLEGE OF EDUCATION, VIJAYAPUR**

Rescredited by NAAC at 'B' Grade  
 B.Ed. Internship in Teaching : 201 -201

**STUDENT TEACHING PROFILE**



Name of the Student Teacher \_\_\_\_\_ Roll No \_\_\_\_\_

Name of the Co-Operating School \_\_\_\_\_ Lesson No \_\_\_\_\_


Subject / MOT \_\_\_\_\_ Unit \_\_\_\_\_

Standard \_\_\_\_\_ Date \_\_\_\_\_ Period \_\_\_\_\_

Sl No.	Aspects and Criteria	Rating Scale									
		Poor			Satisfactory				Excellent		
		1	2	3	4	5	6	7	8	9	10
1	Appropriateness of writing Lesson Plan										
2	Clarity & Adequacy of Learning Objectives										
3	Organisation & Adequacy of the content										
4	Creating atmosphere for motivation										
5	Systematic Development of the Lesson										
6	Use of appropriate Skills & Strategies										
7	Appropriate & Effective use of Learning Resources										
8	Vividity in Learning Experience										
9	Blackboard Writing										
10	Attainment Writing										
11	Active participation of the students										
12	Relevance of the Assignment										
13	Effective classroom management										
14	Personality of the Teacher										
15	Overall Performance										

Suggestions :

1.   
 IQAC Co-ordinator  
 B.L.D.E.'s JSS College of Education

  
 Principal,  
 J.S.S. College of Education

B.L.D.E. Association's  
**J. S. S. COLLEGE OF EDUCATION, BIJAPUR**

Reaccredited by NAAC @ B Grade

B.Ed. Internship in Teaching : 201 -201

**STUDENT TEACHING PROFILE**

Name of the Student Teacher M.P. Sankal Roll No. 39  
 Name of the Co-Operating School R.T.S Lesson No. I  
 Subject /MOT History Unit medieval  
 Standard 8th Date 13/11 Period 111

Sl. No.	Aspects and Criteria	Rating Scale												
		Poor					Excellent							
		1	2	3	4	5	6	7	8	9	10			
1	Appropriateness of Writing Lesson Plan						✓							
2	Clarity & Adequacy of Learning Objectives					✓								
3	Organisation & Adequacy of the content									✓				
4	Creating atmosphere for motivation						✓							
5	Systematic Development of the Lesson									✓				
6	Use of appropriate Skills & Strategies						✓							
7	Appropriate & Effective use of Learning Resources					✓								
8	Vividity in Learning Experience						✓							
9	Blackboard Writing					✓								
10	Attainment of Objectives						✓							
11	Active participation of the students						✓							
12	Relevance of the Assignment						✓							
13	Effective classroom management					✓								
14	Personality of the Teacher						✓							
15	Overall Performance						✓							

Suggestions :

- Lesson was given
  - Explain well
- IQAC Co-ordinator  
 J.S.S. College of Education

*Signature of the Observer*

*Signature*  
 Principal,



B.L.D.E. Association's  
**J. S. S. COLLEGE OF EDUCATION, BIJAPUR**

Reaccredited by NAAC @ B Grade

B.Ed. Internship in Teaching : 201 -201

**STUDENT TEACHING PROFILE**

Name of the Student Teacher Nellam. S. Harini Roll No. 15

Name of the Co-Operating School R.T.S Lesson No.

Subject /MOT Social Science History

Standard 8<sup>th</sup> Date 13/11 Period II

Sl. No.	Aspects and Criteria	Rating Scale													
		Poor					Excellent								
		1	2	3	4	5	6	7	8	9	10				
1	Appropriateness of Writing Lesson Plan			✓											
2	Clarity & Adequacy of Learning Objectives			✓											
3	Organisation & Adequacy of the content			✓											
4	Creating atmosphere for motivation			✓											
5	Systematic Development of the Lesson				✓										
6	Use of appropriate Skills & Strategies			✓											
7	Appropriate & Effective use of Learning Resources				✓										
8	Vividity in Learning Experience			✓											
9	Blackboard Writing				✓										
10	Attainment of Objectives				✓										
11	Active participation of the students				✓										
12	Relevance of the Assignment				✓										
13	Effective classroom management				✓										
14	Personality of the Teacher				✓										
15	Overall Performance				✓										

Suggestions :

1. Speak bit loud
2. etc

*Signature of the Observer*

B.L.D.E.A'S  
**J.S.S COLLEGE OF EDUCATION, VIJAYAPUR**  
**Pre-Internship/Internship**  
**Lesson observation schedule**

Name of the Trainee: Soniya Awati

Roll No: 70

Date: 25/8/22

School: L.E.S. School

Subject: Mathematics

Std & Div: VII

Unit: simple equations

Sub-Unit: Solving equations

Lesson No: 18

Components :

Grades

	A	B	C	D	E
1. Engage: a. Generated interest b. Accessed prior knowledge c. Connect knowledge d. Set parameters of the focus e. Framed the ideas	<input checked="" type="checkbox"/>	<input checked="" type="checkbox"/>			
2. Explore a. Experience key concepts b. Discovered c. Probe, inquire, and question the experiences d. Examined their thinking e. Establish relationships and understanding	<input checked="" type="checkbox"/>	<input checked="" type="checkbox"/>	<input checked="" type="checkbox"/>		
3. Explain a. Connected prior knowledge and background to new discoveries b. Communicated new understandings c. Connected to formal language	<input checked="" type="checkbox"/>	<input checked="" type="checkbox"/>	<input checked="" type="checkbox"/>		
4. Extend/Elaborate a. Applied new learning to a new or similar situation b. Extend and explain concept being explored c. Communicate new understanding with formal language	<input checked="" type="checkbox"/>	<input checked="" type="checkbox"/>	<input checked="" type="checkbox"/>		
5. Evaluate a. Assessed (self, peer, and teacher evaluation) b. Techniques used, relevance of objectives	<input checked="" type="checkbox"/>	<input checked="" type="checkbox"/>	<input checked="" type="checkbox"/>		
6. Learning materials used:	<input checked="" type="checkbox"/>	<input checked="" type="checkbox"/>	<input checked="" type="checkbox"/>		
7. Home assignment activity based	<input checked="" type="checkbox"/>	<input checked="" type="checkbox"/>	<input checked="" type="checkbox"/>		

Uniqueness in teaching:

Sl.No	Strong Points of the Lesson	Suggestions by the teacher
	<u>Teaching is very effective</u>	<u>Voice modulation</u>

Grade: B

IQAC Co-ordinator

Principal

B. Sajjan  
Observer's Sign

B.L.D.E.A'S  
J.S.S COLLEGE OF EDUCATION, VIJAYAPUR

Pre-Internship/Internship

Lesson observation schedule

Name of the Trainee: Aashwarya Vibhuti math  
 Roll No: 48 Date: 25/8/22  
 School: L.E.S. School Subject: Mathematics  
 Std & Div: IX  
 Unit: Polynomials Sub-Unit: factor theorem  
 Lesson No: 7

Components :

Grades

		A	B	C	D	E
1.	<b>Engage</b> a. Generated interest b. Accessed prior knowledge c. Connect knowledge d. Set parameters of the focus e. Framed the ideas	✓	✓			
2.	<b>Explore</b> a. Experience key concepts b. Discovered c. Probe, inquire, and question the experiences d. Examined their thinking e. Establish relationships and understanding	✓	✓			
3.	<b>Explain</b> a. Connected prior knowledge and background to new discoveries b. Communicated new understandings c. Connected to formal language	✓	✓			
4.	<b>Extend/Elaborate</b> a. Applied new learning to a new or similar situation b. Extend and explain concept being explored c. Communicate new understanding with formal language	✓	✓			
5.	<b>Evaluate</b> a. Assessed (self, peer, and teacher evaluation) b. Techniques used, relevance of objectives	✓	✓			
6.	<b>Learning materials used:</b>	✓	✓			
7.	<b>Home assignment activity based</b>	✓	✓			

Uniqueness in teaching:

Sl.No	Strong Points of the Lesson	Suggestions by the teacher
	Teaching aids GNP VPP effective	More motivation

B. Saikrishna  
Principal

B.L.D.E.A'S  
**J.S.S COLLEGE OF EDUCATION, VIJAYAPUR**  
 Pre-Internship/Internship  
 Lesson observation schedule

Name of the Trainer: Baishwarya Vibhuti Khatkhat Date: 29/8/22  
 Roll No: 48 Subject: Mathematics  
 School: L.E.S. School  
 Std & Div: V Sub-Unit: Division method  
 Unit: Polynomial  
 Lesson No: 8

Components :		Grades			
		A	B	C	D
1.	<b>Engage:</b> a. Generated interest b. Accessed prior knowledge c. Connect knowledge d. Set parameters of the focus e. Framed the ideas	✓	✓		
2.	<b>Explore</b> a. Experience key concepts b. Discovered c. Probe, inquire, and question the experiences d. Examined their thinking e. Establish relationships and understanding	✓	✓		
3.	<b>Explain</b> a. Connected prior knowledge and background to new discoveries b. Communicated new understandings c. Connected to formal language	✓	✓		
4.	<b>Extend/Elaborate</b> a. Applied new learning to a new or similar situation b. Extend and explain concept being explored c. Communicate new understanding with formal language	✓	✓		
5.	<b>Evaluate</b> a. Assessed (self, peer, and teacher evaluation) b. Techniques used, relevance of objectives	✓	✓		
6.	<b>Learning materials used:</b>	✓	✓		
7.	<b>Home assignment activity based</b>	✓	✓		

Uniqueness in teaching:

Sl.No	Strong Points of the Lesson	Suggestions by the teacher
	Teaching is very effective	voice modulation

Grade: V IQAC Co-ordinator: B. Srinivas Principal: B. Srinivas Observer's Sign: B. Srinivas



B.L.D.E.A'S  
**J.S.S COLLEGE OF EDUCATION, VIJAYAPUR**  
 Pre-Internship/Internship  
 Lesson observation schedule

Name of the Trainee: Jayashree Damigonda

Id No: 78

School: L.E.S. School

& Div: VII

Topic: Integers

Lesson No: 12

Date: 29/8/22

Subject: Mathematics

Sub-Unit: Properties of division method

Components :

Grades

**Engage:**

- a. Generated interest
- b. Accessed prior knowledge
- c. Connect knowledge
- d. Set parameters of the focus
- e. Framed the ideas

**Explore**

- a. Experience key concepts
- b. Discovered
- c. Probe, inquire, and question the experiences
- d. Examined their thinking
- e. Establish relationships and understanding

**Explain**

- a. Connected prior knowledge and background to new discoveries
- b. Communicated new understandings
- c. Connected to formal language

**Extend/Elaborate**

- a. Applied new learning to a new or similar situation
- b. Extend and explain concept being explored
- c. Communicate new understanding with formal language

**Evaluate**

- a. Assessed (self, peer, and teacher evaluation)
- b. Techniques used, relevance of objectives

**Learning materials used:**

**Home assignment activity based**

	A	B	C	D	E
a. Generated interest	✓	✓			
b. Accessed prior knowledge	✓	✓			
c. Connect knowledge	✓	✓			
d. Set parameters of the focus	✓	✓			
e. Framed the ideas	✓	✓			
<b>Explore</b>					
a. Experience key concepts	✓	✓			
b. Discovered	✓	✓			
c. Probe, inquire, and question the experiences	✓	✓			
d. Examined their thinking	✓	✓			
e. Establish relationships and understanding	✓	✓			
<b>Explain</b>					
a. Connected prior knowledge and background to new discoveries	✓	✓			
b. Communicated new understandings	✓	✓			
c. Connected to formal language	✓	✓			
<b>Extend/Elaborate</b>					
a. Applied new learning to a new or similar situation	✓	✓			
b. Extend and explain concept being explored	✓	✓			
c. Communicate new understanding with formal language	✓	✓			
<b>Evaluate</b>					
a. Assessed (self, peer, and teacher evaluation)	✓	✓			
b. Techniques used, relevance of objectives	✓	✓			
<b>Learning materials used:</b>	A	B	C	D	E
<b>Home assignment activity based</b>	A	B	C	D	E

Effectiveness in teaching:

No	Strong Points of the Lesson	Suggestions by the teacher
	Teaching is good	More material

Grade: A B 25/8/22 E  
 IOAC Co-ordinator

B Sajjan PA  
 Observer Sign Principal



Section - A

Answer any four questions out of six questions. Each should be answered in not more than one page. ಉತ್ತರವು ಒಂದು ಪುಟಕ್ಕಿಂತ ಹೆಚ್ಚು ಇರಬಾರದು. ಉತ್ತರಕ್ಕೆ ಒಂದು ಪುಟ ಸೀಮಿತವಿದೆ. (4x5= 20)

1. Explain Pre-operational stage & Formal operational stage  
ಪೂರ್ವಚಲನೆ ಹಂತ & ರೂಪಾಂತರ ಚಲನೆಯ ಹಂತಗಳನ್ನು ವಿವರಿಸಿ.
2. Explain the methods of Cognitive development according to Piaget.  
ಪಿಜಾಟ್‌ನು ಪ್ರಸ್ತಾಪಿಸಿರುವ ಜ್ಞಾನ ಅಭಿವೃದ್ಧಿಯ ವಿಧಾನಗಳನ್ನು ವಿವರಿಸಿ.
3. Explain the Educational implications of Operant Conditioning theory.  
ಪ್ರಾಯೋಗಿಕ ಅಭಿವೃದ್ಧಿಯ ತಳಹದಿಯ ಶೈಕ್ಷಣಿಕ ಅನ್ವಯಗಳನ್ನು ವಿವರಿಸಿ.
4. Explain the Maxims of teaching  
ಪಾಠ್ಯಪ್ರವೇಶನ ಕಾರ್ಯಗಳನ್ನು ವಿವರಿಸಿ.
5. Explain factors affecting on Attention.  
ಪ್ರತಿಷ್ಠಾನದ ಮೇಲೆ ಪ್ರಭಾವ ಬೀರಬಹುದಾದ ಅಂಶಗಳನ್ನು ವಿವರಿಸಿ.
6. What is thinking? Explain the types of Thinking.  
ಚಿಂತನೆ ಎಂದರೇನು? ಚಿಂತನೆಯ ವಿಧಗಳನ್ನು ವಿವರಿಸಿ.

Section - B

Answer any two questions with internal choice. Each should be answered in about 2-3 pages. ಉತ್ತರ ಒಂದು ಪುಟದಿಂದ 3 ಪುಟಗಳಿಗೆ ಉತ್ತರಿಸಿ. ಉತ್ತರಕ್ಕೆ 2-3 ಪುಟಗಳಿಗಿಂತ ಹೆಚ್ಚು ಇರಬಾರದು. (2x10= 20)

7. A. Explain social learning theory with reference to the following.  
(a) Meaning (b) Assumptions  
(c) Important Aspects (d) Educational Implications  
ಮಾತೃಕೆಯು ಉತ್ತರಿಸಬೇಕಾದ ಸಾಮಾಜಿಕ ಅಭಿವೃದ್ಧಿಯ ವಿಧಾನಗಳನ್ನು ವಿವರಿಸಿ.

(a) ಅರ್ಥ (b) ಅನುಮಾನ (c) ಪ್ರಮುಖ ಅಂಶಗಳು (d) ಶೈಕ್ಷಣಿಕ ಅನ್ವಯಗಳು  
OR /ಅಥವಾ

B. Explain Trail & Error learning theory & Write its Educational Implications  
ಪ್ರಯತ್ನ ಮತ್ತು ತಪ್ಪು ವಿಧಾನದ ಅಭಿವೃದ್ಧಿಯ ವಿಧಾನಗಳನ್ನು ವಿವರಿಸಿ. ಶೈಕ್ಷಣಿಕ ಅನ್ವಯಗಳನ್ನು ವಿವರಿಸಿ.

8. A. What is Problem Solving? Explain the steps of Problem Solving.  
ಪರಿಹಾರ ಕಂಡುಹಿಡಿಯುವುದು? ಅದರ ಹಂತಗಳನ್ನು ವಿವರಿಸಿ.

OR /ಅಥವಾ

B. What is Motivation? Explain the Maslow's Theory  
ಪ್ರೋತ್ಸಾಹ ಎಂದರೇನು? ಮ್ಯಾಸ್ಲೋನ ಅಭಿವೃದ್ಧಿಯ ವಿಧಾನಗಳನ್ನು ವಿವರಿಸಿ.

IQAC Co-ordinator  
BIDEAS JSS College of Education  
Vijayapur

Principal,  
J.S.S. College of Education  
VIJAYAPUR.

BLDEAS  
**JSS COLLEGE OF EDUCATION VIJAYAPUR**  
 B Ed II Semester Second Internal Test – 2021  
 Subject: Knowledge and Curriculum



Time: 2 Hours

Marks: 40

Date: 08-12-2021

**Section –A**

Answer any **four** questions out of six questions. Each should be answered in not more than one page.

ಉದ್ದೇಶ ಮತ್ತು ಪ್ರಶ್ನೆಗಳನ್ನು ಬೇಕಾದ ಪ್ರಾಚಾರ್ಯರನ್ನು ಉತ್ತರಿಸಿ. ಉತ್ತರವು ಒಂದು ಪುಟಕ್ಕಿಂತ ಹೆಚ್ಚಾಗಿರಬಾರದು. (4x5= 20)

1. Discuss "the Curriculum determininat- Cultural Orientation" .  
 "ವಿದ್ಯಾಭಿವೃದ್ಧಿ ಮತ್ತು ಸಂಸ್ಕೃತಿಯ ಸಂಬಂಧ" ಚರ್ಚಿಸಿ.
2. Write the importance of Children's Literature.  
 ಮಕ್ಕಳ ಸಾಹಿತ್ಯದ ಮಹತ್ವವನ್ನು ವಿವರಿಸಿ.
3. Explain the meaning and any one definition of Curriculum.  
 ವಿದ್ಯಾಭಿವೃದ್ಧಿಯ ಅರ್ಥ ಮತ್ತು ಯಾವುದೇ ಒಂದು ವ್ಯಾಖ್ಯಾನವನ್ನು ವಿವರಿಸಿ.
4. Write the meaning and importance of Information  
 ಮಾಹಿತಿ: ಅರ್ಥ ಮತ್ತು ಮಹತ್ವವನ್ನು ವಿವರಿಸಿ.
5. Explain the "Importance of Discovery" according to John Dewey.  
 ಜಾನ್ ಡ್ಯೂವೆಯವರ ಪ್ರಕಾರ "ಅನ್ವೇಷಣೆಯ ಪ್ರಾಮುಖ್ಯತೆ"ಯನ್ನು ವಿವರಿಸಿ.
6. Bring out the difference between Concrete and Abstract Knowledge.  
 ಮೂರ್ತ ಮತ್ತು ಅಮೂರ್ತ ಜ್ಞಾನದ ನಡುವಿನ ವ್ಯತ್ಯಾಸವನ್ನು ವಿವರಿಸಿ.

**Section –B**

Answer any **two** questions with internal choice. Each should be answered in about 2-3 pages. ಒಂದೇ ಅಂಕಿಯು ಒಂದೇ 2 ಪ್ರಶ್ನೆಗಳನ್ನು ಉತ್ತರಿಸಿ. ಉತ್ತರವು 2-3 ಪುಟಗಳಿಗಿಂತ ಹೆಚ್ಚಾಗಿರಬಾರದು. (2x10= 20)

7. A. List out various Co-Curricular activities and explain objectives of organization of Co- Curricular activities and explain the impact on reconstruction of Society.  
 ವಿವಿಧ ಸಾಹಿತ್ಯ ಚಟುವಟಿಕೆಗಳನ್ನು ಪಟ್ಟಿಮಾಡಿ ಮತ್ತು ಅವುಗಳ ಸಂಘಟನೆಯ ಉದ್ದೇಶಗಳನ್ನು ವಿವರಿಸಿ, ಮತ್ತು ಮರು-ಸಂಘಟನೆಯಲ್ಲಿ ಅವುಗಳ ಪ್ರಭಾವವನ್ನು ವಿವರಿಸಿ.

OR /ಅಥವಾ

- B. What are the Bases of Curriculum and stages of Curriculum Construction? Explain ವಿದ್ಯಾಭಿವೃದ್ಧಿಯ ಮೂಲಭೂತಗಳನ್ನು ಮತ್ತು ವಿದ್ಯಾಭಿವೃದ್ಧಿಯ ಕಟ್ಟಡದ ಕಟ್ಟಡದ ಹಂತಗಳನ್ನು ವಿವರಿಸಿ.
8. A. Explain the "Activity concept, types and importance"- according to Mahatma Gandhi.  
 ಮಹಾತ್ಮಾ ಗಾಂಧಿಯವರ ಪ್ರಕಾರ ಚಟುವಟಿಕೆಯ ಸಂಕಲ್ಪ, ವಿಧಗಳು ಮತ್ತು ಪ್ರಾಮುಖ್ಯತೆಯನ್ನು ವಿವರಿಸಿ.

OR /ಅಥವಾ

- B. What are the facets of Knowledge? Explain with examples ಜ್ಞಾನದ ಅಂಶಗಳನ್ನು ವಿವರಿಸಿ? ಉದಾಹರಣೆಗಳೊಂದಿಗೆ ವಿವರಿಸಿ.

IQAC Co-ordinator  
 BLDEA's JSS College of Education  
 Vijayapur

Principal,  
 J.S.S. College of Education  
 VIJAYAPUR.

BLDEA's  
JSS COLLEGE OF EDUCATION, VIJAYAPUR  
II Semester B.Ed.-II Internal Test -2021  
Sub-Techniques Methods & Approaches of Pedagogy



Time: 2Hr Duration  
Date: 09/12/2021

Max. Marks: 40

SECTION-A/ ಭಾಗ-ಅ

(4x5=20)

Answer any four questions out of six questions. Each Answer should not exceed one page.  
ಉತ್ತರಿಸಬೇಕಾದ ಐದು ಪ್ರಶ್ನೆಗಳಿಗೆ ಉತ್ತರಿಸಿ. ಪ್ರತಿ ಉತ್ತರವು ಒಂದು ಪುಟಕ್ಕಿಂತ ಹೆಚ್ಚಿರಬಾರದು.

1. Discuss the Components of Teaching Competencies.  
ವಿಷಯದ ಸಾಮರ್ಥ್ಯಗಳ ಭಾಗವಿವರಿಸಿ ಅರ್ಥೈಸಿ.
2. In designing, Teaching Learning System, explain Class room Activities.  
ವಿಷಯದ ಕಲಾ ವ್ಯವಸ್ಥೆಯಲ್ಲಿ ತರಗತಿಯ ಚಟುವಟಿಕೆಗಳನ್ನು ವಿವರಿಸಿ.
3. Discuss Role of the Teacher in maintaining Records.  
ಪಾಠಶಾಲೆಯ ಸಂದರ್ಭದಲ್ಲಿ ಶಿಕ್ಷಕರ ಪಾತ್ರವನ್ನು ವಿವರಿಸಿ.
4. Explain the Importance of Feedback .  
ಪ್ರತಿಪ್ರತಿಕ್ರಮದ ಮಹತ್ವವನ್ನು ವಿವರಿಸಿ.
5. Discuss the Merits & Demerits of Reference Books .  
ಪರಿಷ್ಕರಣೆ ಗ್ರಂಥಗಳ ಉಪಯುಕ್ತತೆ ಮತ್ತು ಅನುಕೂಲತೆಗಳನ್ನು ವಿವರಿಸಿ.
6. Explain the Principles of Programmed Learning.  
ಕ್ರಮಬದ್ಧ ಅಧ್ಯಯನದ ತತ್ವಗಳನ್ನು ವಿವರಿಸಿ.

SECTION B / ಭಾಗ-ಆ

(2x10=20)

Answer any two questions with internal choice Answer should be of 2 to 3 pages.  
ಉತ್ತರಿಸಬೇಕಾದ ಐದು ಪ್ರಶ್ನೆಗಳಿಗೆ ಉತ್ತರಿಸಿ. ಪ್ರತಿ ಉತ್ತರವು 2-3 ಪುಟಗಳಿಗಿರಬೇಕು.

- 7.(a) Explain Long Term Planning , Short Term Planning and Sequel Planning with examples.  
ದೀರ್ಘಕಾಲದ ಯೋಜನೆ, ಅಲ್ಪಕಾಲದ ಯೋಜನೆ ಮತ್ತು ಅನುಕ್ರಮ ಯೋಜನೆಗಳನ್ನು ಉದಾಹರಣೆಗಳೊಂದಿಗೆ ವಿವರಿಸಿ.

OR / ಅಥವಾ

- (b) Write an essay on Bloom's Revised Taxonomy.  
ಬ್ಲೂಮ್‌ನ ಪರಿಷ್ಕರಣೆ ಸಿದ್ಧಾಂತದ ವಿವರಿಸಿದ ಕುರಿತು ಪ್ರಬಂಧ ಬರೆಯಿರಿ.

- 8.(a) Explain the Meaning , Importance and Characteristics of Textbook.  
ಪಠ್ಯಪುಸ್ತಕದ ಅರ್ಥ , ಮಹತ್ವ ಮತ್ತು ಗುಣಲಕ್ಷಣಗಳನ್ನು ವಿವರಿಸಿ.

OR/ ಅಥವಾ

- (b) Discuss Inductive-Deductive Process with examples  
ಅನುಸರಣೆ-ನಿರನುಸರಣೆ ಪ್ರಕ್ರಿಯೆಯನ್ನು ಉದಾಹರಣೆಗಳೊಂದಿಗೆ ವಿವರಿಸಿ.

  
IQAC Co-ordinator  
BLDEA's JSS College of Education  
Vijayapur

  
Principal,  
J.S.S. College of Education  
VIJAYAPUR.



B.L.D.E.A.'S  
J.S.S. COLLEGE OF EDUCATION VIJAYAPUR  
B.ED. II Semester Second Internal Test -2020-21  
Subject: Education in Contemporary India



Time: 2 Hour

Max.Marks:40

Date: 09/12/2021

**Section-A**

(4x5=20)

Answer Any Four Questions out of Six Questions. Each should be answered in not more than one page

ಕೆಳಗಿನ 6 ಪ್ರಶ್ನೆಗಳಲ್ಲಿ ಯಾವುದೇ 4ಕ್ಕೆ ಉತ್ತರಿಸಿ. ಉತ್ತರಕ್ಕೆ ಒಂದು-ಶುರುಕ್ಕೆ ಒಪ್ಪಿರಬೇಡಿ.

1. Explain the structure and functions of DSERT  
ಕೆ.ಎಸ್.ಐ.ಆರ್.ಎ.ಎ ಯ ರಚನೆ ಮತ್ತು ಕಾರ್ಯಗಳನ್ನು ವಿವರಿಸಿ.
2. Write short notes about Kittur Bani Channamma School  
ಕಿತ್ತೂರು ಬಾನಿ ಚನ್ನಮ್ಮ ವಸತಿಶಾಲೆಗಳ ಕುರಿತು ಐದು ಅಕ್ಷರಗಳಿಗೆ ಒಪ್ಪಿರಬೇಡಿ.
3. What is the Role and functions of DIET  
ಡಿಯು.ಇ.ಎಸ್ ಮತ್ತು ಕಾರ್ಯಗಳಾವುವು ?
4. Distinguish between CBSE and SBSE  
ಸಿ.ಬಿ.ಎಸ್.ಐ ಮತ್ತು ಎಸ್.ಬಿ.ಎಸ್.ಐ. ಯ ನಡುವೆ ವ್ಯತ್ಯಾಸವನ್ನು ವಿವರಿಸಿ.
5. List-out the recommendations of RTE-2009  
RTE-2009 ರ ಸಾರಾಂಶಗಳನ್ನು ಪಟ್ಟಿ ಮಾಡಿ.
6. Briefly ,explain the fundamental rights Indian constitution  
ಭಾರತದ ಮೂಲಭೂತ ಹಕ್ಕುಗಳನ್ನು ಸಂಕ್ಷಿಪ್ತವಾಗಿ ವಿವರಿಸಿ.

**Section-B**

(2x10=20)

- Answer any two questions with internal choice. Each should be answered within 2-3 pages.
- ಆಂತರಿಕ ಆಯ್ಕೆಗೆ ಅವಕಾಶವಾಗಿ ಯಾವುದೇ ಎರಡು ಪ್ರಶ್ನೆಗಳಿಗೆ ಉತ್ತರಿಸಿ. ಉತ್ತರಕ್ಕೆ 2-3 ಪುಟಗಳಿಗಿಂತ.

7. A. What are the types of schools in India? Explain in brief.  
ಭಾರತದಲ್ಲಿ ಐದು ಪ್ರಕಾರದ ಶಾಲೆಗಳಿವೆಯೇ ? ಪ್ರತಿಯೊಂದನ್ನು ಸಂಕ್ಷಿಪ್ತವಾಗಿ ವಿವರಿಸಿ.

Or ಆಥವಾ

- B. Explain the structure and functions of JNV schools  
JNV ಶಾಲೆ ಮತ್ತು ಕಾರ್ಯಗಳನ್ನು ವಿವರಿಸಿ.

8. A. Explain the concept of inclusive education with reference to  
a) Meaning      b) Role of Teacher      c) Barriers of Inclusive Education  
ಸಮನ್ವಯ ಶಿಕ್ಷಣದ ಪರಿಕಲ್ಪನೆಯನ್ನು ಕೆಳಗಿನವುಗಳಿಗೆ ಸಂಬಂಧಿಸಿದಂತೆ ವಿವರಿಸಿ.  
a) ಅರ್ಥ      b) ಶಿಕ್ಷಕರ ಪಾತ್ರ      c) ಸಮನ್ವಯ ಶಿಕ್ಷಣದ ಅಡೆತಡೆಗಳು

Or ಆಥವಾ

- B. Explain the causes and remedies for wastage and stagnation in education  
ಶಿಕ್ಷಣದಲ್ಲಿ ಅನವಧಿಯ ಮತ್ತು ಕೊಳೆತ ಕಾರಣ ಹಾಗೂ ಪರಿಹಾರಗಳನ್ನು ವಿವರಿಸಿ.

IQAC Co-ordinator  
B.L.D.E.A.'S J.S.S. College of Education  
Vijayapur

Principal,  
J.S.S. College of Education  
VIJAYAPUR.

# BLDEA's.

## JSS COLLEGE OF EDUCATION

### VIJAYAPUR.

Skill : Introducing Skill.

Student Teacher Name : Anshiya A. Kumasagi.

Subject : Physical Science.

Class : VIII standard.

Date : 14/03/2022.

Time : 6 Minutes

Sub Unit : SOUND

Vijaya

# SOUND

12

Good Morning to all

Teacher Activity	Student Activity
Teacher asks the students <u>Teacher-come</u> , tell them to list some musical instruments...	Student Answers - Ektara, Jaltarang, Sitar, Tabla, Veena etc.
Now Teacher tell them to divide into 4 group. By giving picture to 1 <sup>st</sup> group ask them to Identify the given instrument?	From 1 <sup>st</sup> group student Answers - This is 'Tabla'.
Teacher give picture to 2 <sup>nd</sup> Group ask them to identify other picture?	2 <sup>nd</sup> Group Answer as, This is 'Harmonium'.
Picture giving to 3 <sup>rd</sup> Group, and Tell him/her to identify picture?	Students Answers As - This is 'Veena'.
Giving An other picture to 4 <sup>th</sup> group and Ask them to identify?	Group 4 Answers As - This is 'Flute'.
Dear students, Can you tell me what all these musical instruments will produce?	Yes mam, Musical instruments produces "SOUND".
If So... Can you feel sound?	Yes, we can feel sound, by touch and hearing.
Tell me, How many types of sound?	There are two types (i) audible (ii) inaudible.
When sound is said to audible?	Sound is said to be audible, when sound is produced by vibrating body and can be hear.
What do you understand by term Vibration?	Vibration is back and forth motion of the particle.

§ 19/3/21

ARSHIYA A KUMASAGI

Unit: Sound  
 Concept: Sound  
 Class: VIII

Time:  
 Teach/Reteach:  
 Time Duration:

**SKILL OF INTRODUCING THE LESSON**  
 (ಇತರ ಪ್ರಸ್ತಾವನೆಗಳನ್ನು ಕೇಳಿ)

	Teach ಮಾಡಿದಾಗ	Reteach ಮಾಡಿದಾಗ
1. Used questions/ statements to test previous knowledge. ಪೂರ್ವಜ್ಞಾನ ಪರೀಕ್ಷಿಸಲು ಪ್ರಶ್ನೆಗಳನ್ನು/ ಹೇಳಿಕೆಗಳನ್ನು ಬಳಸಿದರು.		
2. Relevant responses from students. ವಿಷಯಸಂಬಂಧ ಸಮರ್ಪಕ ಉತ್ತರಗಳು		-
3. Situation of lacking continuity. ಕ್ರಮಬದ್ಧತೆಯ ಕೊರತೆ ಇರುವ ಸಂದರ್ಭಗಳು.		-
4. Uttered irrelevant statements and questions. ಸಂಬಂಧವಿಲ್ಲದ ಹೇಳಿಕೆ ಮತ್ತು ಪ್ರಶ್ನೆಗಳನ್ನು ಬಳಸಿದರು.		-
5. Devices used ಬಳಸಿದ ಸಾಧನಗಳು	✓	✓
i. Questioning/ Explanation ಪ್ರಶ್ನಿಸುವಿಕೆ / ವಿವರಣೆ		
ii. Teaching Aids ಬೋಧನೆಯ ಸಾಧನಗಳು		
iii. Other ಇತರ ಸಾಧನಗಳು		
6. Appropriateness ಸಮರ್ಪಕತೆ	Yes / No ಹೌದು / ಅಲ್ಲ	Yes / No ಹೌದು / ಅಲ್ಲ
7. Device to improve the effectiveness of introducing the lesson as suggested by the Observer ಇತರ ಪ್ರಸ್ತಾವನೆ ಪರಿಗಣಿಸುವುದರಲ್ಲಿನು ಸುಧಾರಣೆ ಸಾಧನ		

14/3/22



BLDEA's  
JSS COLLEGE OF EDUCATION  
VIJAYAPUR.

Skill ; Explanation Skill.

Student Teacher Name ; Arshiyā. A. Kumasaḡi.

Subject ; Physical Science.

Class ; VIII standard

Date ; 15/03/2000.

Time ; 6 Min

Sub Unit ; SOUND.



# SOUND.

Good Morning to all...

My dear students today we study about the topic called 'Sound'.

Learning statement;

In this class today we will study about.

- \* Why Sound is important? and
- \* What and How Sound is produced?

Explanation;

As we all known Sound plays an important role in our daily life. That's one important Question I want ask. If I show you something. can you identify, no... That's why I am saying you, Sound plays an important role in our daily life.

Ex: If we are listening to music and communicating with one another.

How Sound is Produced? Sound is produced by vibrating Body. Vibration; As we already know fro and forth motion of an object is called 'vibration'.

We can easily understand this in detail by taking some more examples like.

Example-1; Take one metal plate and stick and strike it. -  
→ By striking to metal plate with stick, what we observe, we observe vibration.

Example-2; Similarly Touch the school Bell when not in use. Again, Touch it when producing Sound.

Example-3; Take a metal dish and pour water in it and strike its edges with spoon. Then we observe waves on water surface.

In some cases the vibrations are visible But in more cases we are not able to see, though our eyes. Because their amplitude is small that's why we are not able to observe them but we

take another example. Flute ; If we or some one is using flute  
• its cylindrical shape and holes in it. And then you are blowing  
air molecules in it. As soon as molecules go under, the molecules  
start colliding (Vibrating with air column and start vibrating and  
that's how we get sound through flute.

Similarly there are so many examples we can see, that is,  
Tabla, Ektara, Flute, Veena, and so on....

Conclusion ; In this chapter we studied about.

- \* Why Sound plays an important role and
- \* How sound is produced, what produces sound?

Questions ;

1) Why Sound is important in our life?

Answer : It helps us to communicate, protect from dangerous  
situation and listen....etc.

2) How Sound is produced?

Answer : Sound is produce by vibrating body.



ARSHIYA A KUMASAGI.

Unit: Sound

Concept: Sound

Class: VIII

Time:

Teach/Reteach:

Time Duration:

SKILL OF EXPLANATION  
(ವಿವರಣೆಯ ಕೌಶಲ)

Questions ಪ್ರಶ್ನೆಗಳು	Teach ದೊರಣೆ	Reteach ಮರುದೊರಣೆ
<b>Desirable behaviours ಆವೇಕ್ಷಿತ ವರ್ತನೆಗಳು</b>		
1. Used appropriate beginning statement/s ಸಮರ್ಪಕ ಪ್ರಾರಂಭದ ಹೇಳಿಕೆಯನ್ನು ಬಳಸಿದರು.	✓	✓
2. Used explaining links ವಿವರಣೆಯ ಕೊಂಡಿಗಳನ್ನು ಬಳಸಿದರು.	✓	✓
3. Used covered essential points ಎಲ್ಲ ಅವಶ್ಯಕ ಅಂಶಗಳನ್ನು ಬಳಸಿದರು.	✓	✓
4. Used concluding statement ಮುಕ್ತಾಯದ ಹೇಳಿಕೆಯನ್ನು ಉಪಯೋಗಿಸಿದರು.	✓	✓
5. Testing pupil understanding ವಿದ್ಯಾರ್ಥಿ ತಿಳಿದುಕೊಂಡಿದ್ದನ್ನು ಪರೀಕ್ಷಿಸಿದರು.	✓	✓
<b>Undesirable behaviours ಅವೇಕ್ಷಿತ ವರ್ತನೆಗಳು</b>		
1. Used irrelevant statement/s ಸಮಂಜಸ ವಿವರದ ಹೇಳಿಕೆಯನ್ನು ಬಳಸಿದರು.	—	—
2. Used irrelevant links ಸಮಂಜಸವಿವರದ ವಿವರಣೆಯ ಕೊಂಡಿಗಳನ್ನು ಬಳಸಿದರು.	—	—



Questions ಪ್ರಶ್ನೆಗಳು	Teach ಬೋಧನೆ	Reteach ಪುನರಾಳೋಚನೆ
3. Lacking fluency in explanation. ವಿವರಣೆಯಲ್ಲಿ ನಿರರ್ಗಳತೆಯ ಕೊರತೆ (ತಡವರಿಸುವುದು)	H	—
4. Lacking in continuity in statement ಪೇಶವಿಕೆಯಲ್ಲಿ ನಿರಂತರತೆ ಕೊರತೆ (ವಿಷಯ ಹಿಂದೆ-ಮುಂದೆ ಮಾಡಿ ಪೇಶವಿಕೆ)	H	—
5. Used inappropriate vocabulary (Used vague words/Phrases) ಅಸಮರ್ಪಕ ಭಾಷೆಯನ್ನು ಬಳಸಿದರು. (ಕಠಿಣ/ತಿಳಿಯದಂತಹ ಶಬ್ದಗಳನ್ನು ಬಳಸಿದರು)	—	—

Feedback given  
ಸಲಹೆ-ಸೂಚನೆಗಳು :

Improve Grammar & Accent

S. 15/3/22

BLDEA's  
JSS COLLEGE OF EDUCATION, VIJAYAPUR

2022-23

Group Activity

EPC-MICROTEACHING SKILLS

OBSERVATION RECORD OF PEER GROUP MICROTEACHING LESSONS

NAME: Arshiya A. Kumasagi

METHOD: -I . UDP- SCIENCE.



SHREEMANT

Unit: ಸ್ವಾಭಿ ನಿವೇಶನ  
 Concept: ಸ್ವಾಭಿ ನಿವೇಶನ  
 Class: IX

Time: 5:20  
 Teach/Reteach: 5:58  
 Time Duration: 6:00 M

**SKILL OF INTRODUCING THE LESSON**  
 (ಪಾಠ ಪ್ರಸ್ತಾವನೆಯ ಕೌಶಲ್ಯ)

	Teach ಮಾಡಿದ	Reteach ಮುರಿದುಕೊಟ್ಟ
1. Used questions/ statements to test previous knowledge. ಪೂರ್ವಜ್ಞಾನ ಪರೀಕ್ಷಿಸಲು ಪ್ರಶ್ನೆಗಳನ್ನು/ವಿವರಣೆಗಳನ್ನು ಬಳಸಿದರು.	Yes	Yes
2. Relevant responses from students. ವಿಷಯಸಂಬಂಧ ಸುಸೂಕ್ತ ಉತ್ತರಗಳು	Yes	Yes
3. Situation of lacking continuity. ಕ್ರಮಬದ್ಧತೆಯ ಕೊರತೆ ಕಂಡು ಬಂದ ಸಂದರ್ಭಗಳು.	Yes 	Yes 
4. Uttered irrelevant statements and questions. ಸಮಂಜಸವಿಲ್ಲದ ವಿವರಣೆ ಹಾಗೂ ಪ್ರಶ್ನೆಗಳನ್ನು ಬಳಸಿದರು.	No	No
5. Devices used ಬಳಸಿದ ಸಾಧನಗಳು	Yes	Yes
i. Questioning/ Explanation ಪ್ರಶ್ನಿಸುವಿಕೆ / ವಿವರಣೆ		
ii. Teaching Aids ಮಾಧ್ಯಮಗಳನ್ನು ಬಳಸಿದರು		
iii. Other ಇತರ ಸಾಧನಗಳು		
6. Appropriateness ಸುಸೂಕ್ತತೆ	Yes / No ಹೌದು / ಅಲ್ಲ	Yes / No ಹೌದು / ಅಲ್ಲ
7. Device to improve the effectiveness of introducing the lesson as suggested by the Observer ಪಾಠ ಪ್ರಸ್ತಾವನೆ ಪರಿಷ್ಕರಿಸುವುದರಗಾಗಿ ಸೂಚಿಸಿದ ಸಾಧನ	—	—

ASHWINI HAJERI

Unit: Motion

Time: 4:59

Concept: Motion

Teach/Reteach: 5:59

Class: IX

Time Duration: 6:59

**SKILL OF EXPLANATION**  
(ವಿವರಣೆಯ ಕೌಶಲ್ಯ)

Questions ಪ್ರಶ್ನೆಗಳು	Teach ಬೋಧನೆ	Reteach ಮರುಬೋಧನೆ
<b>Desirable behaviours ಆಶೀರ್ವಹಿಸಬೇಕಾದ ವರ್ತನೆಗಳು</b>		
1. Used appropriate beginning statement/s ಸಮರ್ಪಕ ಪ್ರಾರಂಭದ ಹೇಳಿಕೆಯನ್ನು ಬಳಸಿದರು.	Yes	Yes
2. Used explaining links ವಿವರಣೆಯ ಕೊಂಡಿಗಳನ್ನು ಬಳಸಿದರು.	Yes	Yes
3. Used covered essential points ಎಲ್ಲ ಅವಶ್ಯಕ ಅಂಶಗಳನ್ನು ಬಳಸಿದರು.	Yes	Yes
4. Used concluding statement ಮುಕ್ತಾಯದ ಹೇಳಿಕೆಯನ್ನು ಉಪಯೋಗಿಸಿದರು.	Yes	Yes
5. Testing pupil understanding ವಿದ್ಯಾರ್ಥಿ ತಿಳಿದುಕೊಂಡಿದ್ದನ್ನು ಪರೀಕ್ಷಿಸಿದರು.	Yes	Yes
<b>Undesirable behaviours ಆಶೀರ್ವಹಿಸಬೇಕಾದ ವರ್ತನೆಗಳು</b>		
1. Used irrelevant statement/s ಸಮಂಜಸ ವಿರಲದ ಹೇಳಿಕೆಯನ್ನು ಬಳಸಿದರು.	—	—
2. Used irrelevant links ಸಮಂಜಸವಿರಲದ ವಿವರಣೆಯ ಕೊಂಡಿಗಳನ್ನು ಬಳಸಿದರು.	—	—



12/10/2023

Questions ಪ್ರಶ್ನೆಗಳು	Teach ಬೋಧನೆ	Reteach ಮರುಬೋಧನೆ
3. Lacking fluency in explanation. ವಿವರಣೆಯಲ್ಲಿ ನಿರರ್ಗಳತೆಯ ಕೊರತೆ (ತಡವರಿಸುವುದು)		41
4. Lacking in continuity in statement ಪೇಳಿಕೆಗಳಲ್ಲಿ ನಿರಂತರ ಕೊರತೆ (ಎವನು ಹಿಂದೆ-ಮುಂದೆ ಮಾಡಿ ಪೇಳಿದ್ದು)		1
5. Used inappropriate vocabulary (Used vague words/Phrases) ಅಸಮರ್ಪಕ ಭಾಷೆಯನ್ನು ಬಳಸಿದರು. (ಕೋಟಿ/ಶತಕೋಟಿ/ಲಕ್ಷಗಳನ್ನು ಬಳಸಿದರು)	-	-

Feedback given  
ಸಲಹೆ-ಸೂಚನೆಗಳು : Improve language and fluency.



R.L.D.E.A.'s

J.S.S. COLLEGE OF EDUCATION, VIJAYAPUR

**5 E LESSON PLAN**

Name of Student Teacher / Double duty aide : Chaitra Balawat  
Name of Co-Operating School / Sister school : Bloss New English medium high school Ukalat  
Subject / Class : Mathematics Sub Unit / end unit : Exercise 3.1 Date / Date of : 05-08-2022 Class / Sec : 8  
Roll Number : 53 Period/SP : II Time/Date : 15 min Lesson Number : 03 Topic/Unit : Practical  
Student's Previous Knowledge / state : Students have basic knowledge about construction of quadrilateral having four sides and one diagonal.

Reference Book / other books :



Specific Objective / Learning objectives :  
Students will construct the quadrilateral of any measurements.  
Students will construct the rhombus of any measurements.  
Students will construct the parallelogram of any measurements.  
Students will define rhombus.  
Students will define parallelogram.

Content Analysis / other content :

- Defining parallelogram.
- Defining Rhombus
- Construction of parallelogram and rhombus.

Teaching Aids / Learning resources :

Geometry kit, parallelogram shape, rhombus model etc.

SE's	Learning Points (Concepts)	Featuring Maths Activities (Games)	Activities - (discussion)		Teacher Learning Maxims (in class stage)	Evaluation Tools and Techniques (class reports etc. etc)	Reflection Teacher Self Evaluation (in class etc. etc)
			Teacher Activities (see materials)	Student Activities (organise materials)			
Engage	Identifica- tion of parallelogram & rhombus.   		Teacher will discuss the solution for homework. And give shape of parallelogram and rhombus to students and makes two group and asks student to write the prop- erties of parallelog- ram and rhombus	Students will show their home- work.  Students are div- ided into two groups  Students will discuss in their	Paralle- gram & rhombus shape	Activity	

SE's	Learning Points (Concepts)	Featuring Maths Activities (Games)	Activities - (discussion)		Teacher Learning Maxims (in class stage)	Evaluation Tools and Techniques (class reports etc. etc)	Reflection Teacher Self Evaluation (in class etc. etc)
			Teacher Activities (see materials)	Student Activities (organise materials)			
Explore	Defining parallelog- ram & Rhombus.	Discussion	Teacher calls one each from the gro- up and tells to read the points about parallelog- ram and rhombus.  → Parallelogram is a quadrilateral with two pairs of parallel sides.	Students are from each group ma- ke the propert- ies of the paralle- logram  → The opposite angle are equal in paral- logram.  → All sides of rhom- bus are equal.  → Rhombus has two diagonals.	Shapes of paralle- gram & rhombus.		


Assignment / assignment : & Construct Rhombus ZEAL, ZE = 3.5cm, EL = 5cm


1) Draw a parallelogram BATS, BA = 5cm, AT = 6cm & AS = 6.5cm

Feed Back / observations / remarks :

Lesson motivation is good  
Teacher using shapes & charts  
Teacher black board work is good  
Teacher lesson presentation is very good

Overall the term is very good - A.

  
IQAC Co-ordinator  
JSSDEA's JSS College of Education  
Vijayapur

  
Principal,  
J.S.S. College of Education  
VIJAYAPUR.

INTERNAL EXAMINER

EXTERNAL EXAMINER





K.L.D.E.A.'S

J.S.S. COLLEGE OF EDUCATION, VIJAYAPUR

**5 E LESSON PLAN**

Name of Student Teacher / *ಅಧ್ಯಾಪಕರ ಹೆಸರು* : Chaitra Balaiah

Name of Co-Operating School / *ಸಹಾಯಕ ಶಾಲೆಯ ಹೆಸರು* : B.L.D.E.A. New English medium hss school (U.K.H.)

Subject / *ವಿಷಯ* : Mathematics Sub Unit / *ಉಪ ಘಟಕ* : 7.2.2 Date / *ದಿನಾಂಕ* : 02/08/2022 Class / *ವರ್ಗ* : 8

Roll No / *ರೋಲ ನಂಬರ್* : 53 Period / *ಪರ್ಯಾಯ* : II Time / *ಸಮಯ* : 45 min Lesson No / *ಲೆಷನ್ ನಂಬರ್* : 04 Topic Unit / *ವಿಷಯ ಘಟಕ* : Practical

Student's Previous Knowledge / *ಪೂರ್ವಜ್ಞಾನ* : Students have basic knowledge about constructing parallelogram and rhombus.

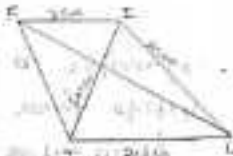
Reference Book / *ಉಲ್ಲೇಖ ಪುಸ್ತಕ* :

Specific Objective / *ವಿಶೇಷ ಉದ್ದೇಶ* : Students will construct the quadrilateral of any measurement.  
Students will construct the quadrilateral when 2 diagonals and 3 sides are given.  
Students will construct the quadrilateral (Rhombus).

Content Analysis / *ವಿಷಯ ವಿಶ್ಲೇಷಣೆ* : Construction of quadrilateral when two diagonals and three sides are given.

Teaching Aids / *ವಿಜ್ಞಾನ ಸಾಧನ* : Geometry kit.

SE's	Learning Points	Facilitating Methods	Activities - situations		Teacher Learning Materials	Evaluation Tools and Techniques	Reflection Teacher Self Evaluation
			Teacher Activities	Student Activities			
Engage	Brain twister	Activity method	<p>Teacher will give one picture and asks to count the number of squares in it.</p> <p>By making two groups one for each group</p>	<p>Student will take the picture and counts the squares in it.</p> <p>Group-I</p> <p>Group-II</p>	Cards		

SE's	Learning Points	Facilitating Methods	Activities - situations		Teacher Learning Materials	Evaluation Tools and Techniques	Reflection Teacher Self Evaluation
			Teacher Activities	Student Activities			
Explore	When two diagonal and three sides are given		<p>Teacher will give students measurements.</p> <p>1) Quadrilateral</p> <p>LIET</p> <p>LI = 10cm</p> <p>IF = 2cm</p> <p>TL = 2.5cm</p> <p>LF = 4.5cm</p> <p>IT = 4cm</p> <p>Teacher will ask to draw a rough figure.</p>	<p>Students will take the measurements. make a rough sketch.</p> 	Compass ruler	Construction	

Assignment / question : 1) Construct the Rhombus BOAT

$BA = 6.5\text{cm}$  /  $AT = 4.5\text{cm}$

B

Feed Back / observation / remarks :


Teacher lesson introduction is good  
Teaching aids are good  
Teacher black board work is well.  
Teacher presentation is well.  
evaluation is good



Excellent - A<sup>+</sup>



IQAC Co-ordinator  
BLDEA's JSS College of Education  
Vijayapur

  
Principal,  
J.S.S. College of Education  
VIJAYAPUR.

INTERNAL EXAMINER

EXTERNAL EXAMINER



## B. Ed IV Semester Second Internal Test Result Sheet-2022

Sl No	Roll No	Reg. No	Name of the Student Teacher	GS (40)	EX (40)	APS (40)	APS (40)	INT (20)	Total (180)	%	Rank
1	1	U15LY21E0006	AKSHATA GADDE	33	29	36	36	18	152	84	
2	2	U15LY21E0001	AKSHATA JALAWAIN	36	34	37	36	18	161	89	III
3	3	U15LY21E0003	AKSHATA NAIK	35	36	37	35	18	161	89	III
4	4	U15LY21E0002	ALLABAKSHIA INAMADAR	34	25	35	34	18	146	81	
5	5	U15LY21E0002	AMULYA JESSICA HARIGAL	33	29	35	34	18	149	83	
6	6	U15LY21E0008	ANAND BURADAR	27	26	29	31	18	132	73	
7	7	U15LY21E0012	ANAND HANAMASING PATTAR	33	33	34	34	18	156	87	
8	8	U15LY21E0002	APPASABA KALASHETTI	35	30	36	33	18	158	88	
9	9	U15LY21E0004	ARATI DODAMANI	33	34	35	36	18	158	88	
10	10	U15LY21E0029	ARSHIYA A KUMASAGI	35	33	37	36	18	161	89	III
11	11	U15LY21E0007	ASLASHNADAF	27	33	36	35	18	149	83	
12	12	U15LY21E0078	BHAGYASHRI H HONAGOWDA	35	36	36	36	18	161	89	III
13	14	U15LY21E0056	BHIMANAGOUDA A BASARAKOOR	31	32	33	34	18	148	82	
14	15	U15LY21E0049	BIBI AYESHA KORBO	35	34	35	33	18	145	81	
15	16	U15LY21E0048	DAVALABI H NADAF	34	36	35	36	18	159	88	
16	17	U15LY21E0001	GAAYATRI D JUNJARAWAU	18	26	13	30	18	105	58	
17	18	U15LY21E0085	GEETANALI BONDARDE	36	36	36	36	18	162	90	II
18	19	U15LY21E0072	GOURAKKA MOTAGI	34	35	36	33	18	156	87	
19	20	U15LY21E0034	GOWRABAYI MURUGOLDAR	29	29	31	36	18	143	81	
20	21	U15LY21E0019	HAJARI ASHWINI SANGAPPA	36	33	35	33	18	155	86	
21	22	U15LY21E0065	HELAGAPPA HANDRAL	28	30	35	34	18	145	81	
22	23	U15LY21E0046	JAYASHREE A SHAHAPUR	35	34	37	36	18	160	89	
23	24	U15LY21E0083	JILANI PASHA	23	24	33	26	17	123	68	
24	25	U15LY21E0031	JYOTI NADAGOUDA	36	34	36	33	18	158	88	
25	26	U15LY21E0021	KANCHANA MUTTAGI	36	34	37	34	18	159	88	
26	27	U15LY21E0079	KAVITA DONUR	34	36	36	35	18	159	88	
27	28	U15LY21E0054	KAVITA SINDAGE	24	35	36	36	18	149	83	
28	29	U15LY21E0011	KISMAT UMARANI	17	26	33	34	18	128	71	
29	30	U15LY21E0089	LALABAHADRI H KAROSHI	36	34	36	33	18	157	87	
30	31	U15LY21E0009	LAXMI CHAUDHARI	14	28	23	24	16	104	58	
31	32	U15LY21E0061	LAXMI NAYAK	21	28	35	30	18	132	73	
32	33	U15LY21E0008	MALINGARAY ADAVI	35	36	37	36	18	162	90	II
33	34	U15LY21E0009	MALLAMMA KAREKKI	34	31	35	36	18	154	86	





35	U15LY21E0070	MOHAMMADSAHAJ	25	31	27	34	18	155	85
36	U15LY21E0055	MUBINA D MADABAVI	30	31	35	34	18	148	82
37	U15LY21E0081	NAGAMMA TALAWAR	45	29	37	34	18	152	85
38	U15LY21E0052	NILOFAR TDNASHYAL	35	36	37	36	18	162	90
39	U15LY21E0040	PALLAVI HIREMATH	36	35	36	36	18	163	89
40	U15LY21E0007	PALLAVI PUJARI	35	33	36	34	18	156	87
41	U15LY21E0064	PALLAVI S GHATTENAVAR	36	35	37	36	18	162	90
42	U15LY21E0034	PARVITHA DAMMANAHALLI	34	34	37	34	18	157	87
43	U15LY21E0002	PAVITRA SHEELIN	35	34	36	36	18	159	88
44	U15LY21E0076	POOJA MALAGHAN	35	36	36	36	18	161	89
45	U15LY21E0040	PKA TITHA REDDI	36	37	37	36	18	163	89
46	U15LY21E0030	PREETHI CHANDRAMAPPA SATHIAS	35	38	37	35	18	163	89
47	U15LY21E0043	PRIYANKA S	36	36	37	36	18	163	91
48	U15LY21E0013	PUSHPA HARAWAL	32	30	36	30	18	146	81
49	U15LY21E0027	RAJASHEER SHIVAGGUDA PATIL							
50	U15LY21E0009	RAMESH JADHAV	30	29	31	32	18	140	78
51	U15LY21E0055	RASHMI KARAJAGE	36	33	37	35	18	159	88
52	U15LY21E0074	RASHMI WALI	29	33	36	35	18	151	84
53	U15LY21E0064	RISHA MALI	28	27	33	30	18	138	77
54	U15LY21E0075	RENJKA	34	36	35	36	18	159	88
55	U15LY21E0021	RENJKA DYAMANNA	34	37	36	34	18	155	86
56	U15LY21E0036	REYANASIDDA S RUGI	31	29	33	33	18	144	80
57	U15LY21E0057	ROOPA HARJAN	33	28	27	33	18	139	77
58	U15LY21E0003	RUBINA M NADAF	30	32	35	35	18	150	83
59	U15LY21E0017	RUDRAMMA	35	32	37	36	18	158	88
60	U15LY21E0010	SACHIN NAVI	25	28	26	33	18	139	77
61	U15LY21E0014	SADAR GAYAKAWAD	34	36	37	36	18	161	89
62	U15LY21E0008	SAHANA KULKARNI	35	34	36	36	18	159	88
63	U15LY21E0077	SANJEEV NAD	33	33	36	34	18	154	86
64	U15LY21E0058	SANTOSH	34	35	32	35	18	154	86
65	U15LY21E0025	SANTOSH BARAGE	35	34	35	34	18	156	87
66	U15LY21E0060	SAVITRI BASAPPA BHAJANTRE	36	36	36	35	18	163	89
67	U15LY21E0006	SHANKRUPPA PARAGOND NIDAOL	33	36	34	27	18	148	82
68	U15LY21E0015	SHILPA PANCHAKSHARI UMBARJ	34	36	37	34	18	159	88
69	U15LY21E0051	SHOBHA CHAVHAN	35	32	31	28	18	144	80
70	U15LY21E0088	SHOBHA KOTHE	31	35	31	33	15	135	75
71	U15LY21E0073	SHREEDevi	27	33	33	33	18	144	80
72	U15LY21E0028	SHREEDHAR ZENDE	33	37	36	35	18	161	89
73	U15LY21E0045	SHREEMANT	35	36	36	34	18	159	88

77	U15LY21E0016	SRUSHTI PATIL	35	37	36	35	18	161	89
78	U15LY21E0040	SUNANDA KAKHANDAKI	30	31	36	32	18	147	82
79	U15LY21E0086	SUNITA CHAVAN							
80	U15LY21E0050	SUREKHA KADAPATTI	33	30	32	34	18	147	82
81	U15LY21E0022	SUSHMA ALALADINNI	20	28	24	27	18	117	65
83	U15LY21E0020	SWATI P MASKE	36	35	37	36	18	162	90
84	U15LY21E0067	TRUPTI VAGGENAVAR	30	30	33	33	17	143	79
85	U15LY21E0059	VAISHALI BIRADAR	33	31	35	35	18	152	84
86	U15LY21E0039	VAISHNAVI SIDRAM HUGAR	32	36	37	36	18	159	88
87	U15LY21E0053	VARSHA NADAGERI	35	34	36	36	18	159	88
88	U15LY21E0066	VEENA SHIVAPPA MADIVALAR	19	27	33	30	18	127	71
89	U15LY21E0044	VIDYASHREE PATIL	31	35	36	36	18	156	87
90	U15LY21E0063	VINAYAKA MATHAPATI	26	36	35	29	18	144	80
91	U15LY21E0018	VISHALGOUDA PATIL	35	36	36	33	18	158	88
92	U15LY21E0047	YASMEEN KOUSAR TALIKOTI	29	34	32	29	18	142	79
93	U15LY21E0042	ZEENATHPARVEEN SHAIKH	34	36	36	35	18	159	88



Principal  
B. L. D. E. A's  
S. College of Education  
VIJAYAPUR



IQAC Co-ordinator  
LDEA's JSS College of Education  
Vijayapur



Principal,  
J.S.S. College of Education  
VIJAYAPUR.

Simulated based

B L D E Association's

JSS College of Education,

P G Studies in Education and Research Centre, Vijayapur

### 5 E Model Lesson Plan



Name of the Student Teacher/ಬೆಸಿಂಗ್ ಡಿಪಾರ್ಟ್‌ಮೆಂಟ್: Soniya Awati

Name of Practicing School/ಪ್ರಾಕ್ಟಿಸಿಂಗ್ ಸ್ಕೂಲ್: JSS College of Education Vijayapur

Class/ಗ್ರೇಡ್: 5<sup>th</sup> Roll No/ರೋಲ್ ನಂಬರ್: 70 Subject/ವಿಷಯ: Mathematics

Lesson No/ಲೆಸ್ಸನ್ ನಂಬರ್: 01. Understanding quadrilaterals Period/ಪೀರಿಯಡ್: 5<sup>th</sup> Time/ದೇವರೆ: 30 min Date/ದಿನಾಂಕ: 15/02/2021

Previous Knowledge/ಪೂರ್ವ ಜ್ಞಾನ: students possess previous knowledge about shapes

Instructional Objectives/ಶಿಕ್ಷಣಾತ್ಮಕ ಉದ್ದೇಶಗಳು: Content Analysis: 1- definition of polygon

2- explanation about triangle, rectangle, quadrilaterals 3- explanation about diagonals

Instructional objectives: \* students will identify the shapes.

\* students will find the similarities between two figures

\* students will define the polygon

Teaching Resources/ಶಿಕ್ಷಣಾತ್ಮಕ ಸಂಪನ್ಮೂಲಗಳು: different shapes of cards, Rolling black board.

Home Assignment/ಗೃಹ ಕಾರ್ಯ:

Home Assignment/ಗೃಹ ಕಾರ್ಯ:

1. Define polygons
2. Write the classification of polygons
3. How many diagonals in pentagons?

Sign of Method Master/ಪರಿಶೀಲಕರು

Feed Back/ಫಿಡ್ ಬ್ಯಾಕ್:

Very good lesson.

Sign of Mentor Teacher/ಗುರು

Grades: A-Excellent B-Good C-Average D-Poor

IQAC Co-ordinator  
DLDEA's JSS College of Education  
Vijayapur

Principal,  
I.S.S. College of Education  
VIJAYAPUR.





BLD E Association's

JSS College of Education,

P G Studies in Education and Research Centre, Vijayapur

## 5 E Model Lesson Plan

Name of the Student Teacher/By: Santya AwatiName of Practicing School/College: JSS college of Education, Vijayapur.Class/Sec: 5<sup>th</sup> Roll No/No. seat: 70 Subject/Topic: MathematicsLesson No/Topic: 02. Understanding quadrilaterals Period/Unit: 5<sup>th</sup> Time/dur: 30 min Date/Time: 15/12/2023Previous Knowledge/learners: students possess previous knowledge about quadrilaterals.Instructional Objectives/learning objectives: Content Analysis: 1. Formula for angle sum property2. sum of interior and exterior angles 3. solutions based on angle sum propertyInstructional objectives: \* students will analyse the angle sum property\* students will know the sum of interior & exterior angles\* students will find the degree of regular polygonsTeaching Resources/Methods: Rolling black board, charts, models.

Home Assignment/quiz order:

1. write the types of polygons

2. find the angle of 'x' in the following figure.



Sign of Method Master

Feed Back/quiz order:

Elaborate the subject  
Explanation is good

Grades: A-Excellent B-Good C-Average D-Poor

IQAC Co-ordinator

B.I.D.F.A.W

B.L.D.E. Society, (Group) Sri, Siddhambur Swamiji College of Education Vijayapur-586 101 B.E. II Sem Result 2023-24

Sl No	Registration No	Student Name	ES00 013	ES000 26	ES03 ES0	ES000 06	ES000 08	ES000 22	ES000 22	ES000 22	ES000 22	ES000 22	ES000 22	Total	Per%	Result
1	0151Y210001	Shreevesh Nagari	90	83	81	89	88	22	22	22	22	22	425	87.00	Distinction	
2	0151Y210008	Prerna Pavandeppa Patil	82	87	85	86	88	22	22	22	22	22	407	86.00	Distinction	
3	0151Y210032	Genika Chavhan	82	86	84	84	88	22	22	22	22	22	407	86.00	Distinction	
4	0151Y210040	MAHAASHI MULLA	85	83	82	87	87	22	22	22	22	22	404	86.00	Distinction	
5	0151Y210061	GANAGOWRI	86	80	81	86	85	24	22	22	22	22	404	85.83	Distinction	
6	0151Y210019	Shruti S. Goudarini	85	88	84	87	88	22	22	22	22	22	404	85.67	Distinction	
7	0151Y210064	Ashwini S. Musabhai	86	85	82	85	87	21	22	22	22	22	403	85.60	Distinction	
8	0151Y210077	SUSARVA KAMARACHARI DUDAGI	89	89	78	83	86	20	22	22	22	22	403	85.50	Distinction	
9	0151Y210075	SACHIN EDNNIK	88	89	83	85	82	22	22	22	22	22	402	85.50	Distinction	
10	0151Y210007	Jyoti Kadamani	81	87	85	87	86	21	22	22	22	22	401	85.47	Distinction	
11	0151Y210038	Tejashree Sanjivrao Kadlagi	89	81	78	81	86	22	22	22	22	22	401	85.47	Distinction	
12	0151Y210036	Ashwini E. Shanbhogwar	84	87	79	87	86	22	22	22	22	22	401	85.47	Distinction	
13	0151Y210007	Shagunpriya S. Nagarkar	89	86	78	79	87	22	22	22	22	22	400	85.47	Distinction	
14	0151Y210164	Harshita Deba. Girihav	87	87	78	86	85	22	22	22	22	22	400	85.47	Distinction	
15	0151Y210002	Akhata Wani	82	84	79	84	87	22	22	22	22	22	398	84.70	Distinction	
16	0151Y210058	Shilpa Rajanti	82	85	80	82	87	22	22	22	22	22	398	84.70	Distinction	
17	0151Y210024	Vandana Jagdishwar	82	83	77	84	88	22	22	22	22	22	395	84.83	Distinction	
18	0151Y210071	SURVIA RAMESH GUDADHAR	81	86	78	81	88	22	22	22	22	22	394	84.83	Distinction	
19	0151Y210066	LAXMI KAZAL	84	84	79	81	85	22	22	22	22	22	393	84.83	Distinction	
20	0151Y210068	JYOTIRABHA. GOCAPTAGOL	84	87	80	82	84	21	22	22	22	22	393	84.83	Distinction	
21	0151Y210020	Ashwini Shivali Limkar	79	87	86	81	84	22	22	22	22	22	391	84.50	Distinction	
22	0151Y210085	ANNAPOORNA M WADDEKAR	81	83	84	79	87	22	22	22	22	22	391	84.50	Distinction	
23	0151Y210040	Shilpa	85	82	77	81	88	22	22	22	22	22	390	84.33	Distinction	
24	0151Y210054	Annapurna Budhal	81	87	81	79	87	22	22	22	22	22	389	84.33	Distinction	
25	0151Y210030	Fonja Mator	85	82	82	77	86	22	22	22	22	22	388	84.33	Distinction	
26	0151Y210002	Shruti Arjun R. Thorpe	78	82	81	84	85	22	22	22	22	22	388	84.33	Distinction	
27	0151Y210073	ISABEWATI HARIBHATH	78	83	80	81	85	22	22	22	22	22	387	84.33	Distinction	
28	0151Y210070	Pallavi Kulkarni	80	84	78	82	83	22	22	22	22	22	386	84.27	Distinction	
29	0151Y210020	Prerna Shivraj	79	85	82	80	84	22	22	22	22	22	386	84.27	Distinction	
30	0151Y210072	SHRUTI KURBAN	81	85	80	80	82	22	22	22	22	22	386	84.27	Distinction	
31	0151Y210020	Ashwini S. Pujari	79	83	82	81	84	22	22	22	22	22	386	84.27	Distinction	
32	0151Y210010	DEEPA P. KESTER	83	80	71	85	84	21	22	22	22	22	384	84.33	Distinction	
33	0151Y210011	JYOTI G. DUDHANI	82	83	78	82	81	22	22	22	22	22	384	84.33	Distinction	

B.L.D.F. Society, Jyannagi Sol, Siddhwar Swamiji College of Education Vijayapur-516 101 B.E.II Sem Results 2023-24

Sl No	Registration No	Student Name	0000 010	0001 20	0002 000	0003 01	0004 02	0005 10	0006 0	0007 10	0008 10	Total	Per%	Result
1	U15LY2210041	Shreemna Bagga	90	83	84	85	88	77	72	73	72	625	87.50	Distinction
2	U15LY2210018	Prerna Pavatappa Patilgan	82	87	85	86	88	72	77	74	75	619	86.50	Distinction
3	U15LY2210022	Saetha Chavan	87	86	84	86	88	72	72	72	72	617	86.17	Distinction
4	U15LY2210096	MAFAJABIN MULLA	88	85	82	87	87	72	72	72	71	594	86.00	Distinction
5	U15LY2210083	GANGAMMA	86	90	81	86	85	71	72	71	71	615	85.83	Distinction
6	U15LY2210039	Shruti S Gaudbani	89	83	81	87	89	72	72	71	70	614	85.67	Distinction
7	U15LY2210065	Abhishek S Musakani	86	85	85	83	87	71	72	72	71	614	85.67	Distinction
8	U15LY2210073	SURMNA FAIRUHHAN DUBAGI	89	89	76	85	86	72	72	72	72	613	85.50	Distinction
9	U15LY2210075	SACHIN KADANJUR	86	89	81	85	87	72	72	71	71	612	85.33	Distinction
10	U15LY2210027	Ayaz-Nizamani	81	85	83	87	86	71	72	71	70	611	85.17	Distinction
11	U15LY2210038	Bhargata Sangama Kuvale	88	91	79	81	88	72	72	72	71	611	85.17	Distinction
12	U15LY2210026	Ashwath S Shantappaumar	84	87	79	87	86	72	72	71	71	609	84.83	Distinction
13	U15LY2210037	Blagyaashree S Nagarani	89	91	78	78	87	72	72	71	71	609	84.83	Distinction
14	U15LY2210043	Nirmala Bobu Jadhav	87	83	78	86	85	72	72	72	71	607	84.50	Distinction
15	U15LY2210024	Aashrta Meti	82	84	79	88	87	72	72	72	71	604	84.00	Distinction
16	U15LY2210054	Shelba Bajantni	82	85	80	81	87	72	72	72	72	594	84.00	Distinction
17	U15LY2210014	Shreshthra Panchewar	87	85	72	88	88	72	72	72	72	603	83.83	Distinction
18	U15LY2210031	SURAJ RAMESH DUDAKANNI	81	86	78	81	88	72	72	71	71	603	83.83	Distinction
19	U15LY2210004	LAXMI N KALAI	84	84	79	81	85	71	71	71	71	603	83.83	Distinction
20	U15LY2210008	DIPTI BANNA GUDAMPAGOL	84	87	80	82	84	73	72	72	71	593	83.83	Distinction
21	U15LY2210029	Ashata Shreej Limbar	79	87	86	81	84	72	72	72	72	591	83.50	Distinction
22	U15LY2210085	GANAPDORNA M WADDAR	81	83	84	79	87	81	72	72	71	591	83.50	Distinction
23	U15LY2210040	Geha	82	82	77	84	88	72	72	71	71	590	83.33	Distinction
24	U15LY2210056	Annapurna Budihal	83	87	81	79	87	72	72	71	71	588	83.33	Distinction
25	U15LY2210060	Pooja Madar	83	82	87	77	86	72	72	71	71	599	83.17	Distinction
26	U15LY2210077	Shambhraj B Trams	78	82	81	81	85	72	72	71	71	498	82.80	Distinction
27	U15LY2210023	SARASWATI HIRIMATHI	78	85	83	84	82	72	72	71	71	496	82.67	Distinction
28	U15LY2210025	Palviya Meriam	80	84	79	82	83	72	72	71	71	496	82.67	Distinction
29	U15LY2210082	Poojanima Akemath	79	82	82	83	84	72	72	71	71	496	82.67	Distinction
30	U15LY2210070	KISHALI KUMBAR	81	85	80	85	82	72	72	71	71	496	82.67	Distinction
31	U15LY2210020	Ashwini S Puzari	79	80	82	81	84	72	72	71	71	495	82.50	Distinction
32	U15LY2210030	INDRANI P KASTAR	81	80	75	82	84	71	71	71	71	494	82.33	Distinction
33	U15LY2210042	SIKA DUDAKANNI	83	81	75	87	81	72	72	71	71	492	82.17	Distinction



35	U151Y22E0029	PIREMA S. ELIZABETH	82	81	77	81	87	76	77	71	493	81.17	District
36	U151Y22E0032	SOBA S. GARGAL	82	80	73	81	85	75	75	71	493	82.17	District
37	U151Y22E0042	Neeta Kattamasi	78	81	78	87	78	75	75	71	492	82.80	District
38	U151Y22E0091	Harjota Narayana Dattapagal	74	82	78	87	87	75	75	71	491	81.84	District
39	U151Y22E0089	MEETA ANNAPANA SAILUWAI	79	88	81	74	82	71	71	71	489	81.58	District
40	U151Y22E0045	Leena Srugamp	77	78	80	83	86	75	75	71	489	81.56	District
41	U151Y22E0287	Mahesh Chandrakant Alaboghe	79	82	78	75	87	75	71	71	488	81.33	District
42	U151Y22E0063	Shirashi Anil Gajabwad	89	80	72	89	82	71	71	71	488	81.33	District
43	U151Y22E0080	Srinivas Rajaguru	76	83	77	89	82	75	71	71	488	81.33	District
44	U151Y22E0100	SHEPA LENDI	86	82	79	81	77	75	71	71	487	81.17	District
45	U151Y22E0104	NIVEDITA GOVINDAPPA SHINGARADIS	85	85	75	75	81	75	71	71	487	81.17	District
46	U151Y22E0075	NEVEDITA KUMARTAGI	81	82	76	85	78	75	71	71	486	81.81	District
47	U151Y22E0094	INDIANVA	78	82	78	80	78	75	71	71	485	81.84	District
48	U151Y22E0091	SHWETA BASHAGI	76	75	78	88	72	71	71	71	485	81.84	District
49	U151Y22E0081	Munabi H. Kulkarni	80	83	76	85	73	72	71	71	485	81.84	District
50	U151Y22E0031	Harshada Patil	80	82	71	74	85	76	71	71	485	81.84	District
51	U151Y22E0095	MEHLSINDA ANWAR FATMA MULLAWAI	75	78	78	78	85	75	71	71	485	81.84	District
52	U151Y22E0090	Jyoti Ravi Kulkar	78	79	71	81	85	72	71	71	485	81.84	District
53	U151Y22E0015	SARMI SHREEDHAR HANCIKHAL	77	75	79	87	81	72	71	71	485	81.84	District
54	U151Y22E0065	Jyoti Malhar Nath Manandhar	83	78	84	74	85	72	71	71	485	81.84	District
55	U151Y22E0096	ATIFA FAIMAN MALBAND	72	77	85	78	78	72	71	71	485	81.84	District
56	U151Y22E0078	ANAMIA MAJE	81	77	69	84	81	71	71	71	485	81.84	District
57	U151Y22E0010	ASHEEP MULLA	78	78	61	81	84	72	71	71	485	81.84	District
58	U151Y22E0048	Pamya	79	78	71	69	80	72	71	71	485	81.84	District
59	U151Y22E0086	MAHMADGA SHRI DEVAR	68	78	80	81	78	71	71	71	485	81.84	District
60	U151Y22E0053	sonish jayramnagar	72	68	78	75	85	72	71	71	485	81.84	District
61	U151Y22E0035	CHANDAN SOLOAN	82	71	87	85	80	78	71	71	485	81.84	District
62	U151Y22E0038	Sonish Basavant Savant	71	74	68	87	81	72	71	71	485	81.84	District
63	U151Y22E0108	Vijaykumar Sanjay Tambe	53	83	78	70	85	75	71	71	485	81.84	District
64	U151Y22E0060	MANU CHOLAWADE	71	74	73	77	89	72	71	71	485	81.84	District
65	U151Y22E0044	Ushni Zhemraj Kerkapal	76	71	76	69	89	72	71	71	485	81.84	District
66	U151Y22E0036	Leena Rajput	77	79	78	75	74	71	71	71	485	81.84	District
67	U151Y22E0079	KAVITA MAJUMDAR	71	76	74	80	80	71	71	71	485	81.84	District
68	U151Y22E0013	ADITYA S. VTE	75	74	62	72	85	72	71	71	485	81.84	District
69	U151Y22E0218	Gajpati Lakshman Kadam	74	78	68	76	83	71	71	71	485	81.84	District
70	U151Y22E0064	Sachin	71	78	73	73	81	70	71	71	485	81.84	District
71	U151Y22E0077	TUKARANI MANOJI	88	84	77	78	68	72	71	71	485	81.84	District
72	U151Y22E0006	Mahesh Patil	75	71	71	71	74	70	71	71	485	81.84	District
73	U151Y22E0099	PALLAVI	78	71	71	71	74	70	71	71	485	81.84	District

D i s -

74	U15LY22E0002	SPOORTI NIVARAGI	68	82	47	78	79	22	22	21	21	452	75.33	Distiction
75	U15LY22E0003	AMARABAMA	73	72	75	70	72	21	22	21	21	446	74.83	Distiction
76	U15LY22E0045	SHREYA BRADAR	73	72	67	67	81	22	22	26	21	448	74.67	Distiction
77	U15LY22E0091	SANGANAGOUND B BRADAR	69	66	78	70	81	22	22	24	21	448	74.67	Distiction
78	U15LY22E0008	MAVEENKUMAR METRI	70	71	64	39	78	20	22	21	21	447	74.50	Distiction
79	U15LY22E0076	SHANSHYAD KOLHAR	62	80	71	33	75	20	22	21	21	445	74.17	Distiction
80	U15LY22E0087	CHAITRA KOTYAL	60	74	73	68	85	22	21	20	21	444	74.00	Distiction
81	U15LY22E0048	Kaveri Keelakanthi Shwikatti	75	73	56	74	81	22	18	21	22	443	73.67	Distiction
82	U15LY22E0061	Bhimaraj Shiroshyad	69	67	71	32	77	22	22	21	21	442	73.67	Distiction
83	U15LY22E0062	ATIFA FAREEN M SOUDAGAR	74	68	72	70	71	21	22	20	20	441	73.50	Distiction
84	U15LY22E0067	Sanita koi	60	61	79	76	80	22	22	17	20	437	72.83	Distiction
85	U15LY22E0084	BASAVARAJ NANI	72	71	75	75	70	12	16	20	22	435	72.50	Distiction
86	U15LY22E0007	ABDULRASHEED MULLA	68	71	63	77	67	20	20	35	22	435	72.17	Distiction
87	U15LY22E0078	AKSHATA UMMAVAGDI	67	78	70	69	65	21	20	28	21	431	71.83	Distiction
88	U15LY22E0021	PANKAJLIMAR DHARYAL	59	75	66	68	77	21	20	20	20	427	71.17	Distiction
89	U15LY22E0005	PRASANNA AJJUN SHIVANAGI	65	78	52	68	78	22	20	21	21	426	71.00	Distiction
90	U15LY22E0088	SHRANAPPA DALAGARI	64	74	72	67	77	17	16	14	19	420	70.00	Distiction
91	U15LY22E0081	SUNITA	66	60	76	73	62	18	20	13	20	405	68.00	1st Class
92	U15LY22E0017	KANADAI WADYAR	63	65	58	70	77	20	20	12	20	405	67.50	1st Class
93	U15LY22E0100	NINGENORASING B RAJAPUT	66	69	44	67	70	22	16	21	21	400	66.67	1st Class
94	U15LY22E0067	Vijaykumar Dalwai	52	67	66	62	68	20	20	22	21	398	66.33	1st Class
95	U15LY22E0001	SAGAR SIDARADDI	74	69	59	60	71	16	16	12	21	398	66.33	1st Class
96	U15LY22E0047	Shreeppa Makashi											8.00	

Result Summary

Students Appeared	Result With held	MFC With out	Result Decl ared	Stude nts Passed	Stude nts Failed	Studen ts Absent	Pass Percent age
96	0	0	96	96	0	0	100%

Principal,  
J.S.S. College of Education  
VIJAYAPUR.

IQAC Co-ordinator  
BLDEA's JSS College of Education  
Vijayapur

B.A.D.E.A.  
 Jyoti Bai Siddheshwar Swarni Education of College Vijayapur-586 101

Set - IV  
 New Result Sheet



Sl. No.	Register No.	Name	D180018	D180020	D180030	D180043	D180070	D180100	D181840	D180000	D180000	GM Total	Perk	Result
1	U18LY2100012	NILOTAI KANBILKAR TONASHITAL	80	87	83	80	45	45	85	81	22	541	85.57	Distinction
2	U18LY2100017	RUDRAMMA	87	84	88	81	43	48	85	41	21	536	85.13	Distinction
3	U18LY2100014	PARVEEN S. KANMESH KASHE	88	88	86	87	44	48	88	42	18	535	85.01	Distinction
4	U18LY2100010	SWATI P. NAWGI	85	84	88	84	45	49	88	41	18	519	84.83	Distinction
5	U18LY2100030	PREETI CHANDRAWARHA SAKHAI	85	85	86	85	44	49	87	41	18	543	84.67	Distinction
6	U18LY2100007	PRATIMA S. BHELUR	88	85	87	85	45	45	45	41	18	545	84.50	Distinction
7	U18LY2100031	PALLAVI HALMANTA	89	88	83	86	45	48	89	40	22	538	84.54	Distinction
8	U18LY2100078	SHREEDHAN D. NOL	88	88	85	85	45	45	45	40	21	529	84.37	Distinction
9	U18LY2100026	ARSHITA A. K. MANAHI	84	84	87	87	44	48	49	41	18	527	84.31	Distinction
10	U18LY2100099	MAHESHVI SORAPA H. LAGAR	81	82	89	86	46	48	59	37	15	526	84.23	Distinction
11	U18LY2100064	PALLAVI SANJEEV GHATTENNAVAR	89	88	84	83	48	48	48	41	22	538	84.03	Distinction
12	U18LY2100018	VISHALBHOJA P. PATIL	88	85	84	87	48	48	49	41	21	515	83.90	Distinction
13	U18LY2100085	ANSHU SHIVAKHND KHAVALI	82	83	87	84	46	48	49	41	22	524	83.83	Distinction
14	U18LY2100051	ANSHIKA B. JINADASHKAR NADAGERI	89	87	88	87	45	47	47	41	22	528	83.73	Distinction
15	U18LY2100075	SH. DING	83	87	85	86	45	48	48	41	21	514	83.44	Distinction
16	U18LY2100011	SH. FA. PANDURAJANU SRIMANJ	84	85	83	83	44	48	47	41	21	520	83.27	Distinction
17	U18LY2100034	SAGAR DAYAKAWAD	86	82	85	84	44	47	49	40	21	513	83.17	Distinction
18	U18LY2100049	PRIVANKA S.	84	78	80	81	44	48	48	41	24	509	83.07	Distinction
19	U18LY2100060	MAVITA BASAPPA B. HANHTH	88	84	83	84	44	45	48	41	23	502	82.06	Distinction
20	U18LY2100073	GOVINDA	87	85	80	85	44	48	48	41	21	505	81.80	Distinction
21	U18LY2100025	SHRUTI PATIL	80	88	84	88	44	49	49	41	22	521	81.83	Distinction
22	U18LY2100016	ANSHITA GADGI	85	84	86	83	45	48	49	41	22	512	81.63	Distinction
23	U18LY2100078	SHRIGYASHEELI NAGARAJA H. P. ASHWADH	83	80	87	81	42	48	48	41	21	501	81.64	Distinction
24	U18LY2100081	NAGARAJA TALAVAR	88	74	84	85	43	48	48	41	21	503	81.63	Distinction
25	U18LY2100009	SAHENA KULKARNI	85	88	83	87	44	48	48	41	22	509	81.47	Distinction
26	U18LY2100024	YENDRA	87	84	85	84	48	48	47	41	21	518	81.57	Distinction
27	U18LY2100088	DEETANAJI BONDWAD	84	77	88	88	43	49	49	41	23	520	81.47	Distinction
28	U18LY2100074	RASHMI WALI	78	83	83	85	44	45	48	41	23	508	81.34	Distinction
29	U18LY2100070	SHARDA ANJAN H. SENSAR	83	82	86	80	44	49	48	41	23	517	81.17	Distinction

0	U15LY21E0048	MALINDRARI PRASAPPA COMI	83	83	87	83	85	89	88	92	91	97	89.77	Distraction
1	U15LY21E0049	RASHMATA KALIMADI	82	79	84	88	84	82	88	82	82	97	88.37	Distraction
2	U15LY21E0050	ASHWAN SANGAPPA INDERI	77	82	84	86	86	89	88	82	82	97	88.37	Distraction
3	U15LY21E0051	MALLAPPA S KAREKKI	82	85	79	88	81	85	88	82	82	97	88.37	Distraction
4	U15LY21E0052	SHREEMANT	81	76	83	82	85	85	87	88	82	97	88.37	Distraction
5	U15LY21E0076	POOJA SIDDAPPA KALADHAN	84	80	86	78	83	88	85	82	82	97	88.37	Distraction
6	U15LY21E0048	DAVALAS H NADAP	85	80	86	78	83	88	85	82	82	97	88.37	Distraction
7	U15LY21E0094	KRUTTA RAVASONDAPPA SINDADI	85	82	84	81	82	83	85	85	82	97	88.37	Distraction
8	U15LY21E0170	RENJANA	86	79	84	84	82	83	85	85	82	97	88.37	Distraction
9	U15LY21E0061	JEENATHI PARVITHI SHANKH	83	85	88	81	82	83	85	85	82	97	88.37	Distraction
10	U15LY21E0053	ANAVITA RAUJ	80	78	87	81	86	85	87	88	82	97	88.37	Distraction
11	U15LY21E0004	JYOTI NADAGODHA	81	81	78	81	84	83	85	82	82	97	88.37	Distraction
12	U15LY21E0048	JAYASHREE A SHANKAR	84	81	85	74	84	88	85	82	82	97	88.37	Distraction
13	U15LY21E0121	ANAND HANUMANTH KATTIM	83	77	81	81	88	83	89	82	82	97	88.37	Distraction
14	U15LY21E0063	RUBINA M NADAP	81	74	77	84	84	89	89	82	82	97	88.37	Distraction
15	U15LY21E0033	KANCHANA MUTTAGI	75	78	83	83	82	83	89	82	82	97	88.37	Distraction
16	U15LY21E0028	SHANUJIPPA RAVASINDI KUMARUNDI	85	78	77	81	81	84	89	82	82	97	88.37	Distraction
17	U15LY21E0055	NEELIMA D MADABANI	82	72	81	81	81	88	84	82	82	97	88.37	Distraction
18	U15LY21E0031	WALLAS PUNNE	83	88	82	84	81	88	84	82	82	97	88.37	Distraction
19	U15LY21E0099	KATHAL SINDAR	74	81	78	84	81	86	88	82	82	97	88.37	Distraction
20	U15LY21E0048	WIPRABHATI PATIL	86	88	82	78	84	81	86	82	82	97	88.37	Distraction
21	U15LY21E0176	KAVITA DODDAR	82	81	85	84	83	86	88	82	82	97	88.37	Distraction
22	U15LY21E0180	SUNANDA KAVIRANJAN	80	77	81	81	88	87	85	82	82	97	88.37	Distraction
23	U15LY21E0000	MURAVANAND SANKAR	80	78	74	85	83	88	80	82	82	97	88.37	Distraction
24	U15LY21E0085	ANITHI DODDAR	74	78	71	85	82	88	83	82	82	97	88.37	Distraction
25	U15LY21E0002	SHOBHA CHAVHAN	80	77	73	84	84	88	88	82	82	97	88.37	Distraction
26	U15LY21E0000	JAYAM SIDDAPPA NAYAK	73	78	78	84	84	88	88	82	82	97	88.37	Distraction
27	U15LY21E0062	V NAYAK MATHEWATI	78	78	82	80	84	88	88	82	82	97	88.37	Distraction
28	U15LY21E0060	HULAGAPPA VIMDEPAL	81	78	74	78	82	85	85	82	82	97	88.37	Distraction
29	U15LY21E0011	PUSHPA HANUMANT	79	78	77	82	84	87	88	82	82	97	88.37	Distraction
30	U15LY21E0005	JALANAHANUMANT KARDH	72	74	75	78	82	88	88	82	82	97	88.37	Distraction
31	U15LY21E0018	REVAASINDI S RAO	86	83	88	78	84	89	88	82	82	97	88.37	Distraction
32	U15LY21E0056	SANJITH	77	74	78	88	85	83	83	82	82	97	88.37	Distraction







20	01017210008	RAJESHWAR PINKAPPA ADVAI	81	83	87	85	79	82	80	21	21	517	88.57	Distraction
21	01017210043	ARSHITA JALSHANKI	82	76	84	88	84	82	89	21	22	517	88.57	Distraction
22	01017210013	ADITHYAN (ANANDHARAJAN)	77	81	84	88	86	89	85	21	22	518	88.60	Distraction
23	01017210049	MAALAVIKA S KANDKI	89	86	79	88	81	85	87	20	21	518	88.58	Distraction
24	01017210040	SHREEMANTI	89	73	80	89	80	88	89	20	21	518	88.57	Distraction
25	01017210009	PODJE SIDDHANTA ANALAKHAN	85	83	86	79	89	88	89	20	21	518	88.57	Distraction
26	01017210048	DIWYAN H NADAM	85	82	84	82	82	89	89	20	21	518	88.57	Distraction
27	01017210004	ARUN KARANJENDRATHA SANGADI	83	73	81	89	82	88	88	21	22	517	88.55	Distraction
28	01017210005	KENJIRA	83	85	83	83	80	88	88	21	22	517	88.54	Distraction
29	01017210042	ZENUTH PRAVEEN S MARJI	82	75	87	81	86	88	83	21	22	515	88.17	Distraction
30	01017210018	ARSHITA NAVE	85	88	76	81	88	88	89	21	22	516	88.08	Distraction
31	01017210001	ROJITHA ACCUDA	88	83	84	74	84	88	87	20	21	516	88.83	Distraction
32	01017210006	MYRSHREE A S HANAPPALE	83	73	85	82	82	88	88	20	21	515	88.83	Distraction
33	01017210003	RAVIND HANUMANTH PATIL	81	78	78	85	88	88	88	20	21	507	88.28	Distraction
34	01017210004	KULMA MURDAS	81	71	77	84	84	88	89	21	22	501	88.81	Distraction
35	01017210019	KANCHANA MUTTAO	73	78	83	82	83	87	88	21	22	513	88.89	Distraction
36	01017210008	SHRINIVASA PRASADH NIGAMAND	83	89	81	83	83	84	88	21	22	503	88.67	Distraction
37	01017210002	MUSHA O MAADRAVI	82	77	81	89	88	86	89	21	22	501	88.63	Distraction
38	01017210007	KALAVI FANAK	81	88	81	81	84	88	88	20	21	501	88.50	Distraction
39	01017210014	ANGALI SHADINI	76	82	78	81	81	88	89	21	22	500	88.08	Distraction
40	01017210004	VENKATESH RAYAL	85	88	82	76	86	89	89	21	22	499	88.89	Distraction
41	01017210006	GANITA DODUR	81	83	85	86	82	88	88	21	22	498	88.89	Distraction
42	01017210001	MAHESH KANDANAH	80	73	88	81	81	87	89	21	22	498	88.87	Distraction
43	01017210010	NEELAMMADEGARE	80	71	77	88	88	89	88	21	22	491	88.11	Distraction
44	01017210004	ARSHI SUDHAKAR	74	85	73	85	81	88	88	21	22	483	87.57	Distraction
45	01017210015	SHIBANI SHIVYAN	80	77	78	88	84	88	88	21	22	483	87.88	Distraction
46	01017210001	LAKSHI GOUDAPPA MANN	75	74	78	84	84	88	88	21	22	480	87.00	Distraction
47	01017210008	SIMRAN MATHAPAI	78	71	81	84	83	83	89	21	22	481	87.83	Distraction
48	01017210003	HANUJAPPA HANUDAL	80	78	74	73	81	88	88	21	22	480	87.67	Distraction
49	01017210003	PUSHPA HANNAVAL	73	74	77	82	84	87	88	21	22	480	87.33	Distraction
50	01017210008	LALABHAGDURI MADHAI	72	74	78	78	83	88	87	21	22	484	88.47	Distraction
51	01017210018	KAVYASODHA S RUDR	76	87	82	78	81	88	84	21	22	481	88.37	Distraction
52	01017210018	SANDHIA	73	74	78	83	82	83	88	21	22	481	88.37	Distraction






**BLDEA'S**  
**J.S.S. COLLEGE OF EDUCATION, VIJAYAPUR**  
**MICRO TEACHING SKILL TWO DAYS WORKSHOP 2023-2024**

**ORIENTATION ON MICROTEACHING**  
**26<sup>TH</sup> AND 27<sup>TH</sup> MARCH 2024**  
**CONCEPT ALLOTTED LIST**

SL. NO	DATE	TIME	CONCEPT	STAFF INCHARGE	SIGN
1	26/3/2024	10-30am to 12-30pm	Micro teaching Concept	Dr. M. B. Kori	
2		12-30pm to 1-40 pm	Skill of Introducing a lesson	Dr.S.P.Shegunsi	
3		2-30pm to 3-30pm	Skill of Explanation	Dr. B.S. Hiremath	
4		3-30 pm to 4-30 pm	Skill of illustrating with Examples	Dr. M.S. Hiremath Sri S.S. Patil	
5	27/03/2024	10-30 am to 12-30 pm	Skill of Using Black Board	Dr. B.Y. Khasnis	
6		12-30 pm to 1-40 pm	Skill of Stimulus Variation	Sri P.D.Multhani	
7		2-30 pm to 3-30 pm	Skill of Probing Question	Dr. J.S. Pattanashetti	
8		3-35pm to 5-00pm	Preparation of Lesson Plan	All Teaching Staff	

  
IQAC Co-ordinator  
DEA's JSS College of Education  
Vijayapur

  
Principal,  
J.S.S. College of Education  
VIJAYAPUR.

BLDEA'S

J.S.S. COLLEGE OF EDUCATION, VIJAYAPUR  
MICRO TEACHING SKILLS PRACTICING SESSION  
METHOD-1 FROM 01-03-2024 TO 03-04-2024



**STUDENT ALLOTTED LIST**

Room Number : Social Science Method Room, 07 Number

STAFF INCHARGE: Dr.S.P.Shegunsi

SL.NO	R.NO	Student Name				
1.	97	SOUBHAGYALAXMI METI				
2.	26	SWAPNA SHREEMANT KAMBLE				
3.	27	TIMMAMMA				
4.	28	VIJAYALAXMI BASAVARAJ SALAGAR				
5.	41	REKHA ODEYAR				
6.	42	RESHMA				
7.	43	SANA BADIGER				
8.	44	SHAHIN BEGUM				
9.	45	SHWETA BHARAMAPPA GANIGER				
10.	46	SHWETA JADHAV				
11.	95	SHWETA IRAPPA KAMBAR				
12.	10	JYOTI M BIRADAR				

The following students have to practice three micro teaching skill method one ( Introduction Skill, Skill Of Explanation, Skill Of Black Board) from 01-04-2024 to 03-04-2024 under concerned staff incharge

IQAC Co-ordinator  
BLDEA's JSS College of Education  
Vijayapur

Principal,  
J.S.S. College of Education,  
VIJAYAPUR.



BLDEA'S  
J.S.S. COLLEGE OF EDUCATION, VIJAYAPUR  
MICRO TEACHING SKILLS PRACTICING SESSION  
METHOD-1 FROM 01-03-2024 TO 03-04-2024




**STUDENT ALLOTTED LIST**  
Room Number : Lecture Hall 1, Room 06 Number

**STAFF INCHARGE : Dr. M. B. Kori**

SLNO	R.NO	Student Name				
1.	13	PAVITRA HARAWAL				
2.	14	POORNIMA RAJASHEKHAR KOTYAL				
3.	15	PRIYANKA MAHADEV BAIRAWADAGI				
4.	16	PRIYANKA PRAKASH WAGMADI				
5.	17	RAGINI KARAKAPPAGOL				
6.	18	REKHA PARASAPPA HIREKURUBAR				
7.	19	S LAKSHMI				
8.	20	SADAF UKKALI				
9.	21	SANGEETA SHANKREPPA HUNDARD				
10.	22	SHANKAR RAMESH KOLKAR				
11.	100	VIJAYALAXMI SHIVAPPA HONAKATTI				
12.	75	SAVITRI ADKE				
13.	78	SOUMYA BASARAGI				

The following students have to practice three micro teaching skill method one  
(Introduction Skill, Skill Of Explanation, Skill Of Black Board)  
from 01-04-2024 to 03-04-2024 under concerned staff incharge

  
IQAC Co-ordinator  
BLDEA's JSS College of Education  
Vijayapur

  
Principal,  
J.S.S. College of Education  
VIJAYAPUR.

BLDEA'S




J.S.S. COLLEGE OF EDUCATION, VIJAYAPUR  
MICRO TEACHING SKILLS PRACTICING SESSION  
METHOD-1 FROM 01-03-2024 TO 03-04-2024

STUDENT ALLOTTED LIST  
Room Number : Kannada Method Room 12 Number

STAFF INCHARGE : Dr. M.S. Hiremath

SL.NO	R.NO	Student Name				
1.	1	AKSHATA HULAGBALI				
2.	2	ARUN DHARMU CHAVAN				
3.	54	AIMAN MUNEERAHMAD BILAGI				
4.	5	DURAGAMMA				
5.	6	GANGAMMA				
6.	7	GEETA VITTAL HOSATTI				
7.	8	HIMAGANGA GANAPATI DUDDAGI				
8.	9	JILANI GOUR				
9.	10	JYOTI M BIRADAR				
10	11	KASHINATH HIREMATH				
11	99	UMARANIKAR SHRUTI DEVENDRA				
12	74	SAVITRI HONAWAS				
13	76	SHIVAGANGA P. DEVARANI				

The following students have to practice three micro teaching skill method one ( Introduction Skill, Skill Of Explanation, Skill Of Black Board) from 01-04-2024 to 03-04-2024 under concerned staff incharge

  
IQAC Co-ordinator  
BLDEA's JSS College of Education  
Vijayapur

  
Principal,  
I.S.S. College of Education  
VIJAYAPUR.



BLDEA'S

**J.S.S. COLLEGE OF EDUCATION, VIJAYAPUR  
MICRO TEACHING SKILLS PRACTICING SESSION  
METHOD-II FROM 01-03-2024 TO 03-04-2024**

**STUDENT ALLOTTED LIST  
Room Number : PG Research Room, 13 Number**

**STAFF INCHARGE: Dr.B.S. HIREMATH**

SL.NO	R.NO	Student Name				
1.	98	TANUJA BARADOL				
2.	12	NAGALAXMI KULKARNI				
3.	23	SOJA MASALIKERI				
4.	24	SOUMYA KUMBAL				
5.	96	SIDDALING MAHADEV DEVUR				
6.	47	VANISHREE K CHANDAKAVATHE				
7.	48	AMBIKA MALI				
8.	51	POOJA SHANKAR PATIL				
9.	25	SUVASINI SHIVANNA NAGANUR				
10.	35	MALLAPPA MAHAVEER MANG				
11.	34	KAVERI KALLAPPA PUJARI				
12.	4	DILSHAD LALASAB HIPPARAGI				
13.	83	VIRESH MALI				
14.	79	SUDHA RATHOD				

**The following students have to practice three micro teaching skill method one ( Introduction Skill, Skill Of Explanation, Skill Of Black Board) from 01-04-2024 to 03-04-2024 under concerned staff incharge**

**IQAC Co-ordinator  
BLDEA's JSS College of Education  
Vijayapur**

**Principal,  
J.S.S. College of Education  
VIJAYAPUR.**



BLDEA'S

**J.S.S. COLLEGE OF EDUCATION, VIJAYAPUR  
MICRO TEACHING SKILLS PRACTICING SESSION  
METHOD-11 FROM 01-03-2024 TO 03-04-2024**

**STUDENT ALLOTTED LIST**  
Room Number :Science Method Room, 15 Number

**STAFF INCHARGE : Dr. J.S. Pattanashetti**

SLNO	R.NO	Student Name				
1.	84	AISHWARYA ISHWAR SAVANT				
2.	85	APSANA MUJAWAR				
3.	86	ATIKA ANNIGERI				
4.	87	JUBER MUJAWAR				
5.	88	MEGHA MAMALLAPPA KOLAKAR				
6.	89	POOJA MALLIKARJUN MALI				
7.	90	RASHMI RAMACHANDRA BHAVIMANI				
8.	91	SAKSHI NADUVINMANI				
9.	92	SARASWATI				
10.	93	SHALINI BADIGER				
11.	94	SHANTABAI MARUTI JAMADAR				
12.	66	LATARANI NINGONDA MASALI				
13.	80	SUMAIYA				

The following students have to practice three micro teaching skill method one ( Introduction Skill, Skill Of Explanation, Skill Of Black Board)  
from 01-04-2024 to 03-04-2024 under concerned staff incharge

  
IQAC Co-ordinator  
J.S.S. College of Education  
Vijayapur

  
Principal,  
J.S.S. College of Education  
VIJAYAPUR.





BLDEA'S

J.S.S. COLLEGE OF EDUCATION, VIJAYAPUR  
MICRO TEACHING SKILLS PRACTICING SESSION  
METHOD-II FROM 01-03-2024 TO 03-04-2024

**STUDENT ALLOTTED LIST**  
Room Number : Computer Lab , Room 04 Number

STAFF INCHARGE : Dr. B.Y. Khasnis

SLNO	R.NO	Student Name				
1.	67	MAMATA				
2.	68	MAMATA BIRADAR				
3.	69	POOJA RAMESH BIRADAR				
4.	70	PRATEEKA REVANASIDDA BHUSHETTI				
5.	71	PRATIKSHA SIDDAPPA GOTYAL				
6.	72	PRIYANKA SANGAPPA KHASABAG				
7.	52	SHIVANAND RANGAPPA NAVHI				
8.	53	DATTA ASHOK SINDHE				

The following students have to practice three micro teaching skill method one ( Introduction Skill, Skill Of Explanation, Skill Of Black Board)  
from 01-04-2024 to 03-04-2024 under concerned staff incharge

IQAC Co-ordinator  
DEA's JSS College of Education  
Vijayapur

Principal,  
J.S.S. College of Education  
VIJAYAPUR.



Section A8-

② Physically challenged childrens face many problems during course of period of education.

- \* physically challenged childrens cannot display their talent.
- \* physically challenged childrens may lose communication skill due to the disability
- \* physically challenged student face alot of backwardness in understanding the subject matter.
- \* physically challenged students faces too much difficulties to adjust.
- \* physically challenged students can not prefers to the policies and programmes of society due to the physical disabilities.
- \* Physically challenged students are poor in their academic improvement.
- \* Physically challenged students are facing lot of difficulties to participate in present era of society.

\* Physically challenged candidate face isolation from same aged groups peers.

\* Physically challenged students face lack of self confidence.

\* Physically challenged person are not provided equal opportunities.

\* Physically challenged students may faces injustice due to poverty of physical terms.

\* Physically challenged students may not allow at higher level education programmes.

\* Physically challenged students faces discrimination on the basis of disabilities.

\* Physically challenged students faces lack of attention from teachers.

\* Physically challenged students are kept aside by making gossiping.

\* ~~No~~ Physically challenged students are always discriminated at levels of achievement.

- \* Physically challenged students not provided materials due their imperfections.



## ② Special Education

## Inclusive Education

- \* Special Education is provided for special students may include students with disabilities, may be physically challenged, or mentally challenged.

Inclusive education is the educational institutions where the education is provided for both students with abilities as well as with disabilities.

Special education system provides isolation of education for special childrens.

Inclusive education system provides integrated education for all students

Special education system provides only education for the students who are either physically challenged or mentally challenged.

Inclusive education system provides education for all students.

These type of educational system is based on

These type of educational systems



Rickets :-

It is due to lack of Vitamin D  
in the bones.

characteristics.

- ① Physically challenged students cannot display their talent.
- ② Physically challenged students may have lack of self confidence.
- ③ Physically challenged students are weak in academic performance.
- ④ Physically challenged students are not affectively balanced.
- ⑤ Physically challenged students face lack of communication skill.
- ⑥ Physically challenged students can not read properly.
- ⑦ Physically challenged students can not write properly.
- ⑧ Physically challenged students can not reasoning properly.





Section-A

13  
20

② Curriculum importance.

⇒ Curriculum is a frame work to run the educational system.

⇒ Curriculum guides the school or college to run the academic programmes.

Curriculum is a basic design which is needed to build an environment of school or college.

⇒ Curriculum decides the syllabus of school or colleges.

⇒ Curriculum frames all the experiments related to optional subject.

⇒ Curriculum organizes the all experience to learners to learn.

⇒ Curriculum is raw material of any teaching and learning or any training.

⇒ Curriculum decides all the activities to full fill aims and objectives of education.

⇒ Curriculum is sum total of all activities does a school perform in the period of time.



- Curriculum is basic tool through which the subject gets its syllabus.
- Curriculum is a tool by help of which co-curricular activities are also be inculcated in school programme.
- Curriculum is a basic column on which the whole education system is constructed by means to improve syllabus activities, field works etc.
- Curriculum helps to design science subject.
- Curriculum helps to teach mathematics in easy way.
- Curriculum is preplanning of teaching and learning activities.
- Curriculum also plans languages and other subjects.
- ⇒ curriculum helps to design syllabus in systematic and sequential manner along related activities.
- ⇒ Curriculum is fundamental pillar of educational system.

W → Curriculum helps teacher a lot to bring about effective teaching.

→ Curriculum is one of basic unit of functioning educational system in



- ④ Being a Science teacher, I want to go with these approaches - those are
- 1) Topical approach
  - 2) Spiral approach
  - 3) Interdisciplinary approach
  - 4) Logical approach
  - 5) Psychological approach

In all these approaches the one according to me is Spiral approach.

Because if you don't have any knowledge any new thing than you can't give you ~~work~~ for that thing.

So if you relate your previous knowledge or relevant knowledge to that new and novel concept than you might understand the new concept very easily by the help of previous and relevant information.

If we teach a new thing or concept to students without any previous knowledge it is totally a boring and harder task to students to learn a new concept without any information.

If there is a little bit motivation to students to understand this new concept by providing previous knowledge than students may take interest in the new concept by having confidence that they know relevant concept to this new concept. Spiral approach mainly focuses on these principles.





From know to unknow  
From easy to difficult  
From analyse to synthesis  
From simple to complex

If we teach the concept by following these many principles the concept will not be new for the students they feel easy and they take lot of interest in understanding the concept.

Again according to me interdisciplinary approach is also the best approach of teaching as we make students to relate one concept with another concept so that students remember longer as much as possible.

For example units and measurement topic of physics is related with maths so the knowledge of physics is applied to maths and knowledge of maths can be applicable to physics so that the students get more practicable and remember the concept for longer time.



## - Section B -

### Meaning -

Curriculum is derived from Latin word called *curse* meaning to run a course.

### Definitions

⇒ According to Alberly A and Alberly E

Curriculum is sum total of all activities of ~~school~~ student which is sponsored by a school.

⇒ According to H. Robert Beck.

Curriculum is sum total of all activities and experiences that a child have in school premises.

⇒ According to Curriculum

Curriculum is tool that a Artist (teacher) mould his material (pupil) according his own ideas (objectives of education).

⇒ According to Gullford.

Curriculum is active device by means of which education is constructed to bring about all educational aims and objectives.



These are so many principles to construct a curriculum in that important are



- ① From known to unknown
- ② From simple to complex
- ③ From easy to difficult
- ④ From concrete to abstract
- ⑤ From analyse to synthesis
- ⑥ From empirical to radical
- ⑦ From less to more

These are maxims of Teaching

Let us discuss each one by one in detailed sense

① From know to unknown-

A curriculum constructor should construct a curriculum in such a way that content should framed in such a manner that it starts from know to unknown concept.

Unknown concept is placed in curriculum before the after the known, known things are given first preference so that unknown things becomes easy to understand by the help of previous knowledge.

② From simple to complex

A constructor should frame curriculum in such way that the simple concept and theories are given more importance from the help of simple concept if should

ARSHIVA A KUMASAGI

Unit: Sound  
 Concept: Sound  
 Class: VIII

Time:  
 Teach/Reteach:  
 Time Duration:

**SKILL OF INTRODUCING THE LESSON**  
 (ಪಾಠ ಪ್ರಸ್ತಾವನೆಯ ಕೌಶಲ್ಯ)

	Teach ಕಲಿಸಿದ	Reteach ಪುನಃಕಲಿಸಿದ
1. Used questions/ statements to test previous knowledge. ಪೂರ್ವಜ್ಞಾನ ಪರೀಕ್ಷಿಸಲು ಪ್ರಶ್ನೆಗಳನ್ನು/ವೇಳಾಕೆಗಳನ್ನು ಬಳಸಿದರು.		
2. Relevant responses from students. ವಿವಾಧಿಗಳಿಗಿಂತ ಸಂಬಂಧಿತ ಉತ್ತರಗಳು		-
3. Situation of lacking continuity. ಕ್ರಮಬದ್ಧತೆಯ ಕೊರತೆ ಕಂಡು ಬಂದ ಸಂದರ್ಭಗಳು.		-
4. Uttered irrelevant statements and questions. ಸಂಬಂಧವಿಲ್ಲದ ವೇಳಾ ಮಾತು ಪ್ರಶ್ನೆಗಳನ್ನು ಬಳಸಿದರು.		-
5. Devices used ಬಳಸಿದ ಸಾಧನಗಳು	✓	✓
i. Questioning/ Explanation ಪ್ರಶ್ನೆಸುವಿಕೆ / ವಿವರಣೆ		
ii. Teaching Aids ಪೋಷಕನೆಯ ಉಪಕರಣಗಳು		
iii. Other ಉಳಿದ ಸಾಧನಗಳು		
6. Appropriateness ಸಮರ್ಪಕವಾಗಿರುವುದು	Yes / No ಹೌದು / ಅಲ್ಲ	Yes / No ಹೌದು / ಅಲ್ಲ
7. Device to improve the effectiveness of introducing the lesson as suggested by the Observer ಪಾಠ ಪ್ರಸ್ತಾವನೆ ಪರಿಣಾಮಕಾರಿಯಾಗಿಸಲು ಸೂಚಿಸಿದ ಸಾಧನ		

*[Signature]*  
 14/3/22



ARSHIYA A KUMASAGI.

Unit: Sound

Concept: Sound

Class: VIII

Time:

Teach/Reteach:

Time Duration:

**SKILL OF EXPLANATION**  
 (ವಿವರಣೆಯ ಕೌಶಲ್ಯ)

Questions ಪ್ರಶ್ನೆಗಳು	Teach ಬೋಧನೆ	Reteach ಪುನರಾಳೋಚನೆ
<b>Desirable behaviours</b> <b>ಆಶೇಕ್ಷಿತ ವರ್ತನೆಗಳು</b>		
1. Used appropriate beginning statement/s ಸಮರ್ಪಕ ಪ್ರಾರಂಭದ ಹೇಳಿಕೆಯನ್ನು ಬಳಸಿದರು.	✓	✓
2. Used explaining links ವಿವರಣೆಯ ಕೊಂಡಿಗಳನ್ನು ಬಳಸಿದರು.	✓	✓
3. Used covered essential points ಎಲ್ಲಾ ಅವಶ್ಯಕ ಅಂಶಗಳನ್ನು ಬಳಸಿದರು.	✓	✓
4. Used concluding statement ಮುಕ್ತಾಯದ ಹೇಳಿಕೆಯನ್ನು ಉಪಯೋಗಿಸಿದರು.	✓	✓
5. Testing pupil understanding ವಿದ್ಯಾರ್ಥಿ ತಿಳಿದುಕೊಂಡಿದ್ದನ್ನು ಪರೀಕ್ಷಿಸಿದರು.	✓	✓
<b>Undesirable behaviours</b> <b>ಆಶೇಕ್ಷಿತ ವರ್ತನೆಗಳು</b>		
1. Used irrelevant statement/s ಸಮಂಜಸ ವಿಷಯದ ಹೇಳಿಕೆಯನ್ನು ಬಳಸಿದರು.	—	—
2. Used irrelevant links ಸಮಂಜಸವಿಲ್ಲದ ವಿವರಣೆಯ ಕೊಂಡಿಗಳನ್ನು ಬಳಸಿದರು.	—	—

Questions ಪ್ರಶ್ನೆಗಳು	Teach ವಿಧಾನ	Reteach ಮರುಬೋಧನೆ
3. Lacking fluency in explanation. ವಿವರಣೆಯಲ್ಲಿ ನಿರರ್ಗಳತೆಯ ಕೊರತೆ (ತಡವರಿಸುವುದು)	H	—
4. Lacking in continuity in statement ಪೇಶಣೆಗಳಲ್ಲಿ ನಿರಂತರ ಕೊರತೆ (ಎಚ್ಚರು ಹಿಂದೆ-ಮುಂದೆ ಮಾಡಿ ಪೇಶಿಸಿ)	H	—
5. Used inappropriate vocabulary (Used vague words/Phrases) ಅಸಮರ್ಪಕ ಭಾಷೆಯನ್ನು ಬಳಸಿದರು. (ಕಡಿಮೆ/ತಿಳಿಯದಂತಹ ಶಬ್ದಗಳನ್ನು ಬಳಸಿದರು)	—	—

Feedback given  
ಸಂಪನ್ಮೂಲಗಳು :

Improve Grammar & Accent

*[Signature]*  
15/3/22

# SHREEMANT

Unit: ಸ್ವಾಮಿ ವಿವೇಕಾನಂದ

Time: 5:20

Concept: ಸ್ವಾಮಿ ವಿವೇಕಾನಂದ

Teach/Reteach: 5:58

Class: IX

Time Duration: 6:00 M

## SKILL OF INTRODUCING THE LESSON (ಇತರ ಪ್ರಸ್ತಾವನೆಯ ಕೌಶಲ)

	Teach ಮೂಲಭೂತ	Reteach ಮರುಮೂಲಭೂತ
1. Used questions/ statements to test previous knowledge. ಪೂರ್ವಜ್ಞಾನ ಪರೀಕ್ಷಿಸಲು ಪ್ರಶ್ನೆಗಳನ್ನು/ಘೋಷಣೆಗಳನ್ನು ಬಳಸಿದರು.	Yes	Yes
2. Relevant responses from students. ವಿಷಯಸಂಬಂಧಿ ಸಮರ್ಪಕ ಉತ್ತರಗಳು	Yes	Yes
3. Situation of lacking continuity. ಕ್ರಮಬದ್ಧತೆಯ ಕೊರತೆ ಕಂಡು ಬಂದ ಸಂದರ್ಭಗಳು.	Yes 	Yes 
4. Uttered irrelevant statements and questions. ಸಮಯಾನುಸಾರಿ ಪೇಶಿ ಕಾರಣಿ ಪ್ರಶ್ನೆಗಳನ್ನು ಬಳಸಿದರು.	No	No
5. Devices used ಬಳಸಿದ ಸಾಧನಗಳು	Yes	Yes
i. Questioning/ Explanation ಪ್ರಶ್ನಿಸುವಿಕೆ / ವಿವರಣೆ		
ii. Teaching Aids ಮೂಲಭೂತ ಉಪಕರಣಗಳು		
iii. Other ಇತರ ಸಾಧನಗಳು		
6. Appropriateness ಸಮರ್ಪಕತೆ/ವ್ಯವಸ್ಥೆ	Yes / No ಹೌದು / ಅಲ್ಲ	Yes / No ಹೌದು / ಅಲ್ಲ
7. Device to improve the effectiveness of introducing the lesson as suggested by the Observer ಇತರ ಪ್ರಸ್ತಾವನೆ ಪರಿಷ್ಕರಿಸುವುದರಲ್ಲಿನು ಸೂಚಿಸಿದ ಸಾಧನ	—	—

ASHWINI HAJERI

Unit: Motion

Time: 4:59

Concept: Motion

Teach/Reteach: 5:59

Class: IX

Time Duration: 6:59

SKILL OF EXPLANATION  
(ವಿವರಣೆಯ ಕೌಶಲ್ಯ)

Questions ಪ್ರಶ್ನೆಗಳು	Teach ಬೋಧನೆ	Reteach ಪುನಃಬೋಧನೆ
<b>Desirable behaviours ಆಪೇಕ್ಷಿತ ವರ್ತನೆಗಳು</b>		
1. Used appropriate beginning statement/s ಸಮರ್ಪಕ ಪ್ರಾರಂಭದ ಹೇಳಿಕೆಯನ್ನು ಬಳಸಿದರು.	Yes	Yes
2. Used explaining links ವಿವರಣೆಯ ಕೊಂಡಿಗಳನ್ನು ಬಳಸಿದರು.	Yes	Yes
3. Used covered essential points ಎಲ್ಲಾ ಅವಶ್ಯಕ ಅಂಶಗಳನ್ನು ಬಳಸಿದರು.	Yes	Yes
4. Used concluding statement ಮುಕ್ತಾಯದ ಹೇಳಿಕೆಯನ್ನು ಉಪಯೋಗಿಸಿದರು.	Yes	Yes
5. Testing pupil understanding ವಿದ್ಯಾರ್ಥಿ ತಿಳಿದುಕೊಂಡಿದ್ದನ್ನು ಪರೀಕ್ಷಿಸಿದರು.	Yes	Yes
<b>Undesirable behaviours ಆಪೇಕ್ಷಿತ ವರ್ತನೆಗಳು</b>		
1. Used irrelevant statement/s ಸಮಂಜಸ ಎರಡ ಹೇಳಿಕೆಯನ್ನು ಬಳಸಿದರು.	—	—
2. Used irrelevant links ಸಮಂಜಸವಿರದ ವಿವರಣೆಯ ಕೊಂಡಿಗಳನ್ನು ಬಳಸಿದರು.	—	—



Questions ಪ್ರಶ್ನೆಗಳು	Teach ಬೋಧನೆ	Reteach ಮರುಬೋಧನೆ
3. Lacking fluency in explanation. ವಿವರಣೆಯಲ್ಲಿ ನಿರರ್ಗಳತೆಯ ಕೊರತೆ (ತಡವರಿಸುವುದು)		
4. Lacking in continuity in statement ಪೇರಗಳಲ್ಲಿ ನಿರಂತರ ಕೊರತೆ (ಏಕದ ಓಂದೆ-ಮುಂದೆ ಮಾಡಿ ಹೇಳಿ)		
5. Used inappropriate vocabulary (Used vague words/Phrases) ಅಸಮರ್ಪಕ ಭಾಷೆಯನ್ನು ಬಳಸಿದರು. (ಕಿರಿಯ/ಅನಿಶ್ಚಿತವಾದ ಪದಗಳನ್ನು ಬಳಸಿದರು)	-	-

Feedback given  
 ಸಲಹೆ-ಸೂಚನೆಗಳು: Improve language and fluency.

**BLDEA's  
JSS College of Education,  
Vijayapur**

**Observation Schedule for Seminar Presentation**

*Aashiya A. Kumaragi*

Sl.no	Components	5	4	3	2	1
1	Presentation and Development of Topic	-	-	-	-	0.5
2	Introduction of Topic	-	-	-	-	0.5
3	Content Organization	-	-	-	-	0.5
4	Mastery over the content	-	-	-	-	0.5
5	Presentation Skills	-	-	-	-	0.5
6	Formatting of Slides	-	-	-	-	0.5
7	Interaction with Peer group and Eye -contact	-	-	-	-	-
8	Time Management	-	-	-	-	0.5
9	Closure of the topic	-	-	-	-	0.5
10	Over all	-	-	-	-	0.5

45

*[Signature]*  
IQAC Co-ordinator  
BLDEA's JSS College of Education  
-Vijayapur

*[Signature]*  
**Principal,  
J.S.S. College of Education  
VIJAYAPUR.**

BLDEA's  
JSS College of Education,  
Vijayapur


Observation Schedule for Seminar Presentation

Name: *Arshiyaa Kumasagi*

Sl.no	Components	5	4	3	2	1
1	Presentation and Development of Topic					0.5
2	Introduction of Topic					0.5
3	Content Organization					0.5
4	Mastery over the content					0.5
5	Presentation Skills					0.25
6	Formatting of Slides					0.25
7	Interaction with Peer group and Eye -contact					-
8	Time Management					0.5
9	Closure of the topic					0.5
10	Over all					0.5

4.0.

  
Principal  
J.S.S. College of Education  
VIJAYAPUR.

  
IQAC  
BLDEA's JSS College of Education  
Vijayapur

04.12.2023

11th 12th 13th 14th 15th 16th 17th 18th 19th 20th 21st 22nd 23rd 24th 25th 26th 27th 28th 29th 30th 31st 1st 2nd 3rd 4th 5th 6th 7th 8th 9th 10th 11th 12th 13th 14th 15th 16th 17th 18th 19th 20th 21st 22nd 23rd 24th 25th 26th 27th 28th 29th 30th 31st

Annexure-02

Evaluation Sheet

B.Ed 4th Semester Practical Examination Dec-2023

Evaluation Sheet (Format)

Code: 210

Name of The College: RLDEAs J.S.S. College of Education Vijayanpur

Name of The School: G.S.S.As Siva High School Vijayanpur

S.No	Register No:	Topic / I / II	Max Marks	Theory/Practical		Written/Oral		Total	
				05	05	05	05	10	10
1		<b>Lesson Planning:</b> Analysis and synthesis of objectives, learning Point, Introduction, Learning Aids, Learning Activities, Techniques and Evaluation.	05	05	05	05	04	03	
2		<b>Initiation Phase:</b> Use of previous learning, Sequence of ideas, Stimulus, Devices, Linking Initiators of the Development of Learning Skills.	05	05	04	05	04	04	
3		<b>Development Phase:</b> a. Content Competency; Activities, Charts, Comprehension, Spelling. b. Transaction of Content: <b>Methodology:</b> Techniques (Demonstration/Direct/Examples, Media used Audio, Video, Audio-Visual, Multimedia/Play/Learn: Visual & Auditory Imagery, Realistic & Imaginative Form, Pictorial & Musical).	06	05	04	05	04	03	
		<b>c. Student Teacher's Competency in Core Teaching Skills:</b> - Classifying, Structuring, Focusing, Addressing, Homologous, Sequencing - Blackboard Work, Organizational, Identifies, Accuracy, Legibility, Size and Order. - Interacting with Examples, Exploring, Pupil Participation, and Closure. - Classroom management, Attending to Pupil Behavior, Verbal and Non-verbal Responses, Maintenance of Discipline, Interaction.	10	09	09	09	05	05	
		<b>d. Communication:</b> Fluency in Language - Clarity in Expression - Retability of Vocabulary. - Tone and Voice.	05	05	04	05	04	04	
4		<b>Evaluation Phase:</b> Appropriateness in Testing learning Outcomes at Different Stages - Techniques and format used.	10	10	09	09	05	05	
<b>Total</b>			<b>50</b>	<b>49</b>	<b>45</b>	<b>48</b>	<b>31</b>	<b>29</b>	

Name and Signature of the Examiner

Smt. V. P. Nidani

- 1) The maximum marks for each Item (S.No) is 04/05 five only
- 2) Teaching aids prepared and used by candidate may be more than ten(10)
- 3) Difference between two examiners assessment may not be more than ten(10)



**Annexure-02**

Evaluation Sheet

B.Ed 4th Semester Practical Examination-Dec-2023						
Evaluation Sheet (Format)						
Name of The College: <u>B.D.K.A. J.S.S College of Education Vijayapur</u>					Code: <u>5210</u>	
Name of The School: <u>S.S High School (A) Vijayapur</u>		U/S/24	U/S/24	U/S/24	U/S/24	U/S/24
Register No. _____		E-0024	E-0024	E-0024	E-0024	E-0024
S.No	POSS I / II	Max Marks	I/II	I/II	I/II	I/II
1	<b>Lesson Planning:</b> Analysis and classification of objectives, Learning Goals, Methodology, Learning Aids, Learning Activities, Techniques and Evaluation.	05	05	05	05	5
2	<b>Initiation Phase:</b> Use of material, Sequence of ideas, Resources, Devices, Linking Initiation of the Process with existing Skills.	05	04	05	04	5
3	<b>Development Phase:</b>					
	a. Content Competency; Activities, Critical Competencies, Spacing.	05	04	05	05	5
	b. Transaction of Content; <b>Methodology:</b> Techniques/Experiments/Drills/Examples, Media utilization, Maps, Audio Visual, Multimedia, Flows, Games, Visual & Auditory Images, Activities & Illustrative Plans, Diagrams & Tables.	10	09	08	09	8
	c. Student Teacher's Competency in Core Teaching Skills; Classroom Management, Values, Adaptors, Introduction, Reinforcing, Blackboard Work, Organization, Stimulus, Activities, Logical, Logic and Order, Introduction with Examples, Explanation, Pupil Participation, and Closure, Classroom management, Attending to Pupil Behavior, Verbal and Non-verbal Responses, Mastery of Digital Instruction.	10	10	10	09	8
	d. <b>Communication;</b> Fluency in Language - Clarity in Expression - Suitability of Vocabulary - Tone and Voice.	05	04	05	04	4
4	<b>Evaluation Phase:</b> Appropriateness in Setting Learning Outcomes at different Stages - Techniques and devices used.	10	10	10	10	10
<b>Total</b>		50	46	48	46	45

Name and Signature of the Examiner

(Smt. G. B. Kuyyagal)

- 1) The maximum marks for each item (B.E.D) is 04 is five only.  
 2) Teaching aids prepared and used by candidates may be more than ten(10)  
 3) Difference between two examiners assessment may not be more than ten(10)



B.L.D.E. Association's  
**J.S.S.COLLEGE OF EDUCATION, VIJAYAPUR**

Reaccredited by NAAC at 'B' Grade  
 B.Ed. Internship in Teaching : 201 -201

**STUDENT TEACHING PROFILE**



Name of the Student Teacher \_\_\_\_\_ Roll No \_\_\_\_\_

Name of the Co-Operating School \_\_\_\_\_ Lesson No \_\_\_\_\_

Subject / MOT \_\_\_\_\_ Unit \_\_\_\_\_

Standard \_\_\_\_\_ Date \_\_\_\_\_ Period \_\_\_\_\_

Sl No	Aspects and Criteria	Rating Scale									
		Poor			Average				Excellent		
		1	2	3	4	5	6	7	8	9	10
1	Appropriateness of writing Lesson Plan										
2	Clarity & Adequacy of Learning Objectives										
3	Organisation & Adequacy of the content										
4	Creating atmosphere for motivation										
5	Systematic Development of the Lesson										
6	Use of appropriate Skills & Strategies										
7	Appropriate & Effective use of Learning Resources										
8	Vividity in Learning Experience										
9	Blackboard Writing										
10	Attainment Writing										
11	Active participation of the students										
12	Relevance of the Assignment										
13	Effective classroom management										
14	Personality of the Teacher										
15	Overall Performance										

Suggestions :

1.   
 IQAC Co-ordinator
2. B.L.D.E.'s JSS College of Education

  
 Principal,  
 Signature of the College of Education

B.L.D.E Association's  
**J. S. S. COLLEGE OF EDUCATION, BIJAPUR**

Reaccredited by NAAC @ B Grade

B.Ed. Internship in Teaching : 201 -201

**STUDENT TEACHING PROFILE**

Name of the Student Teacher M. P. Sankal Roll No. 39  
 Name of the Co-Operating School R.T.S Lesson No. I  
 Subject /MOT History Unit 17th century  
 Standard 8th c Date 13/11 Period 111

Sl. No.	Aspects and Criteria	Rating Scale												
		Poor					Excellent							
		1	2	3	4	5	6	7	8	9	10			
1	Appropriateness of Writing Lesson Plan						✓							
2	Clarity & Adequacy of Learning Objectives					✓								
3	Organisation & Adequacy of the content								✓					
4	Creating atmosphere for motivation						✓							
5	Systematic Development of the Lesson								✓					
6	Use of appropriate Skills & Strategies						✓							
7	Appropriate & Effective use of Learning Resources					✓								
8	Vividty in Learning Experience						✓							
9	Blackboard Writing					✓								
10	Attainment of Objectives						✓							
11	Active participation of the students						✓							
12	Relevance of the Assignment						✓							
13	Effective classroom management					✓								
14	Personality of the Teacher						✓							
15	Overall Performance						✓							

**Suggestions :**

- Lesson was given
  - Efficiently well!
- IQAC Co-ordinator  
 J. S. S. College of Education

*RR*  
 Signature of the Observer

*RR*  
 Principal,



B.L.D.E. Association's  
**J. S. S. COLLEGE OF EDUCATION, BIJAPUR**

Recognized by NAAC @ B Grade

B.Ed. Internship in Teaching : 201 -201

**STUDENT TEACHING PROFILE**

Name of the Student Teacher Nellam S. Hasm Roll No. 15

Name of the Co-Operating School R.T.S Lesson No.

Subject /MOT Soil Science Page 2310

Standard 8<sup>th</sup> Date 13/11 Period II

Sl. No.	Aspects and Criteria	Rating Scale												
		Poor					Excellent							
		1	2	3	4	5	6	7	8	9	10			
1	Appropriateness of Writing Lesson Plan			✓										
2	Clarity & Adequacy of Learning Objectives			✓										
3	Organisation & Adequacy of the content			✓										
4	Creating atmosphere for motivation			✓										
5	Systematic Development of the Lesson				✓									
6	Use of appropriate Skills & Strategies			✓										
7	Appropriate & Effective use of Learning Resources				✓									
8	Vividity in Learning Experience			✓										
9	Blackboard Writing				✓									
10	Attainment of Objectives			✓										
11	Active participation of the students				✓									
12	Relevance of the Assignment			✓										
13	Effective classroom management				✓									
14	Personality of the Teacher				✓									
15	Overall Performance				✓									

Suggestions :

1. Speak bit loud
2. etc

Signature of the Observer

IQAC Co-ordinator

Principal,

B.L.D.E.A'S  
**J.S.S COLLEGE OF EDUCATION, VIJAYAPUR**  
**Pre-Internship/Internship**  
 Lesson observation schedule

Name of the Trainee: Saniya Awati

Roll No: 70

Date: 25/8/22

School: L.E.S. School

Subject: Mathematics

Std & Div: VII

Unit: Simple equations

Sub-Unit: Solving equations

Lesson No: 18

Components :

Grades

		A	B	C	D	E
1.	<b>Engage:</b> a. Generated interest b. Accessed prior knowledge c. Connect knowledge d. Set parameters of the focus e. Framed the ideas	✓	✓			
2.	<b>Explore</b> a. Experience key concepts b. Discovered c. Probe, inquire, and question the experiences d. Examined their thinking e. Establish relationships and understanding	✓	✓	✓		
3.	<b>Explain</b> a. Connected prior knowledge and background to new discoveries b. Communicated new understandings c. Connected to formal language	✓	✓	✓		
4.	<b>Extend/Elaborate</b> a. Applied new learning to a new or similar situation b. Extend and explain concept being explored c. Communicate new understanding with formal language	✓	✓	✓		
5.	<b>Evaluate</b> a. Assessed (self, peer, and teacher evaluation) b. Techniques used, relevance of objectives	✓	✓	✓		
6.	<b>Learning materials used:</b>	✓	✓	✓		
7.	<b>Home assignment activity based</b>	✓	✓	✓		

Uniqueness in teaching:

Sl.No	Strong Points of the Lesson	Suggestions by the teacher
	Teaching is very effective	Voice modulation

Grade: A B C D E

IQAC Co-ordinator

Principal

Observer's Sign

B.L.D.E.A'S  
**J.S.S COLLEGE OF EDUCATION, VIJAYAPUR**  
 Pre-Internship/Internship  
 Lesson observation schedule

Name of the Trainee: Aashwarya Vibhuti Math

Roll No: 48

Date: 25/8/22

School: L.E.S. School

Subject: Mathematics

Std & Div: IX

Unit: Polynomials

Sub-Unit: Factor theorem

Lesson No: 7

**Components :**

**Grades**

		A	B	C	D	E
		1. Engage:				
	a. Generated interest	✓	✓			
	b. Accessed prior knowledge	✓	✓			
	c. Connect knowledge	✓	✓			
	d. Set parameters of the focus	✓	✓			
	e. Framed the ideas	✓	✓			
2. Explore						
	a. Experience key concepts	✓	✓			
	b. Discovered	✓	✓			
	c. Probe, inquire, and question the experiences	✓	✓			
	d. Examined their thinking	✓	✓			
	e. Establish relationships and understanding	✓	✓			
3. Explain						
	a. Connected prior knowledge and background to new discoveries	✓	✓			
	b. Communicated new understandings	✓	✓			
	c. Connected to formal language	✓	✓			
4. Extend/Elaborate						
	a. Applied new learning to a new or similar situation	✓	✓			
	b. Extend and explain concept being explored	✓	✓			
	c. Communicate new understanding with formal language	✓	✓			
5. Evaluate						
	a. Assessed (self, peer, and teacher evaluation)	✓	✓			
	b. Techniques used, relevance of objectives	✓	✓			
6. Learning materials used:						
		✓	✓			
7. Home assignment activity based						
		✓	✓			

**Uniqueness in teaching:**

Sl.No	Strong Points of the Lesson	Suggestions by the teacher
	Teaching aids were very effective	More modulation

B. Sajeev  
 Head of Institution

B.L.D.E.A'S  
**J.S.S COLLEGE OF EDUCATION, VIJAYAPUR**  
 Pre-Internship/Internship  
 Lesson observation schedule

Name of the Trainee: Paishwarya Vibhuti Math  
 Roll No: 4-8 Date: 29/8/22  
 School: L.E.S. School Subject: Mathematics  
 Std & Div: X  
 Unit: Polynomial Sub-Unit: Division method.  
 Lesson No: 8

Components :		Grades			
		A	B	C	D
1.	<b>Engage:</b> a. Generated interest b. Accessed prior knowledge c. Connect knowledge d. Set parameters of the focus e. Framed the ideas	✓	✓		
2.	<b>Explore</b> a. Experience key concepts b. Discovered c. Probe, inquire, and question the experiences d. Examined their thinking e. Establish relationships and understanding	A	B	C	D
3.	<b>Explain</b> a. Connected prior knowledge and background to new discoveries b. Communicated new understandings c. Connected to formal language	A	B	C	D
4.	<b>Extend/Elaborate</b> a. Applied new learning to a new or similar situation b. Extend and explain concept being explored c. Communicate new understanding with formal language	A	B	C	D
5.	<b>Evaluate</b> a. Assessed (self, peer, and teacher evaluation) b. Techniques used, relevance of objectives	A	B	C	D
6.	<b>Learning materials used:</b>	X	B	C	D
7.	<b>Home assignment activity based</b>	A	B	C	D

Uniqueness in teaching:

Sl.No	Strong Points of the Lesson	Suggestions by the teacher
	Teaching is very effective	voice modulation

Grade: X  
 IQAC Co-ordinator: [Signature]  
 Principal: [Signature]  
 Observer's Sign: [Signature]



B.L.D.E.A'S  
**J.S.S COLLEGE OF EDUCATION, VIJAYAPUR**  
 Pre-Internship/Internship  
 Lesson observation schedule

Name of the Trainee: Janisthira Damigonda

Id No: 78  
 School: L.E.S. School  
 & Div: VII  
 Topic: Integers  
 Lesson No: 12

Date: 29/8/22  
 Subject: Mathematics  
 Sub-Unit: Properties of division method

Components :

Grades

	A	B	C	D	E
<b>Engage:</b>					
a. Generated interest	✓	✓			
b. Accessed prior knowledge	✓	✓			
c. Connect knowledge	✓	✓			
d. Set parameters of the focus	✓	✓			
e. Framed the ideas	✓	✓			
<b>Explore</b>					
a. Experience key concepts	✓	✓	✓	✓	✓
b. Discovered	✓	✓	✓	✓	✓
c. Probe, inquire, and question the experiences	✓	✓	✓	✓	✓
d. Examined their thinking	✓	✓	✓	✓	✓
e. Establish relationships and understanding	✓	✓	✓	✓	✓
<b>Explain</b>					
a. Connected prior knowledge and background to new discoveries	✓	✓	✓	✓	✓
b. Communicated new understandings	✓	✓	✓	✓	✓
c. Connected to formal language	✓	✓	✓	✓	✓
<b>Extend/Elaborate</b>					
a. Applied new learning to a new or similar situation	✓	✓	✓	✓	✓
b. Extend and explain concept being explored	✓	✓	✓	✓	✓
c. Communicate new understanding with formal language	✓	✓	✓	✓	✓
<b>Evaluate</b>					
a. Assessed (self, peer, and teacher evaluation)	✓	✓	✓	✓	✓
b. Techniques used, relevance of objectives	✓	✓	✓	✓	✓
<b>Learning materials used:</b>					
Home assignment activity based	✓	✓	✓	✓	✓

Effectiveness in teaching:

No	Strong Points of the Lesson	Suggestions by the teacher
	Teaching is good	Voice modulation

Grade: A B C D E  
 IOAC

Observer: B. Sajjan Sign: B. Sajjan  
 Principal: B. Sajjan

ARSHIVA A KUMASAGI

Unit: Sound  
 Concept: Sound  
 Class: VIII

Time:  
 Teach/Reteach:  
 Time Duration:

**SKILL OF INTRODUCING THE LESSON**  
 (ಪಾಠ ಪ್ರಸ್ತಾವನೆಯ ಕೌಶಲ್ಯ)

	Teach ಕಲಿಸಿದ	Reteach ಪುನಃಕಲಿಸಿದ
1. Used questions/ statements to test previous knowledge. ಪೂರ್ವಜ್ಞಾನ ಪರೀಕ್ಷಿಸಲು ಪ್ರಶ್ನೆಗಳನ್ನು/ವೇಳಾಪದಗಳನ್ನು ಬಳಸಿದರು.		
2. Relevant responses from students. ವಿವಾಧಿಗಳಿಗಿಂತ ಸಂಬಂಧಿತ ಉತ್ತರಗಳು		-
3. Situation of lacking continuity. ಕ್ರಮಬದ್ಧತೆಯ ಕೊರತೆ ಕಂಡು ಬಂದ ಸಂದರ್ಭಗಳು.		-
4. Uttered irrelevant statements and questions. ಸಂಬಂಧವಿಲ್ಲದ ವೇಳಾಪದಗಳೂ ಪ್ರಶ್ನೆಗಳೂ ಬಳಸಿದರು.		-
5. Devices used ಬಳಸಿದ ಸಾಧನಗಳು	✓	✓
i. Questioning/ Explanation ಪ್ರಶ್ನಿಸುವಿಕೆ / ವಿವರಣೆ		
ii. Teaching Aids ಪೋಷಕವಸ್ತು ಉಪಕರಣಗಳು		
iii. Other ಉಳಿದ ಸಾಧನಗಳು		
6. Appropriateness ಸಮರ್ಪಕವಾಗಿರುವುದು	Yes / No ಹೌದು / ಅಲ್ಲ	Yes / No ಹೌದು / ಅಲ್ಲ
7. Device to improve the effectiveness of introducing the lesson as suggested by the Observer ಪಾಠ ಪ್ರಸ್ತಾವನೆ ಪರಿಣಾಮಕಾರಿಯಾಗಿಸಲು ಸೂಚಿಸಿದ ಸಾಧನ		

*[Signature]*  
 14/3/22

ARSHIYA A KUMASAGI.

Unit: Sound

Concept: Sound

Class: VIII

Time:

Teach/Reteach:

Time Duration:

**SKILL OF EXPLANATION**  
 (ವಿವರಣೆಯ ಕೌಶಲ್ಯ)

Questions ಪ್ರಶ್ನೆಗಳು	Teach ಬೋಧನೆ	Reteach ಪುನರಾಳೋಚನೆ
<b>Desirable behaviours ಆಶೇಕ್ಷಿತ ವರ್ತನೆಗಳು</b>		
1. Used appropriate beginning statement/s ಸಮರ್ಪಕ ಪ್ರಾರಂಭದ ಹೇಳಿಕೆಯನ್ನು ಬಳಸಿದರು.	✓	✓
2. Used explaining links ವಿವರಣೆಯ ಕೊಂಡಿಗಳನ್ನು ಬಳಸಿದರು.	✓	✓
3. Used covered essential points ಎಲ್ಲಾ ಅವಶ್ಯಕ ಅಂಶಗಳನ್ನು ಬಳಸಿದರು.	✓	✓
4. Used concluding statement ಮುಕ್ತಾಯದ ಹೇಳಿಕೆಯನ್ನು ಉಪಯೋಗಿಸಿದರು.	✓	✓
5. Testing pupil understanding ವಿದ್ಯಾರ್ಥಿ ತಿಳಿದುಕೊಂಡಿದ್ದನ್ನು ಪರೀಕ್ಷಿಸಿದರು.	✓	✓
<b>Undesirable behaviours ಆಶೇಕ್ಷಿತ ವರ್ತನೆಗಳು</b>		
1. Used irrelevant statement/s ಸಮಂಜಸ ವಿಷಯದ ಹೇಳಿಕೆಯನ್ನು ಬಳಸಿದರು.	✗	✗
2. Used irrelevant links ಸಮಂಜಸವಿಲ್ಲದ ವಿವರಣೆಯ ಕೊಂಡಿಗಳನ್ನು ಬಳಸಿದರು.	✗	✗

Questions ಪ್ರಶ್ನೆಗಳು	Teach ವಿಧಾನ	Reteach ಮರುಬೋಧನೆ
3. Lacking fluency in explanation. ವಿವರಣೆಯಲ್ಲಿ ನಿರರ್ಗಳತೆಯ ಕೊರತೆ (ತಡವರಿಸುವುದು)	H	—
4. Lacking in continuity in statement ಪೇಶಣೆಗಳಲ್ಲಿ ನಿರಂತರ ಕೊರತೆ (ಎಚ್ಚರು ಹಿಂದೆ-ಮುಂದೆ ಮಾಡಿ ಪೇಶಿಸಿ)	H	—
5. Used inappropriate vocabulary (Used vague words/Phrases) ಅಸಮರ್ಪಕ ಭಾಷೆಯನ್ನು ಬಳಸಿದರು. (ಕಡಿಮೆ/ತಿಳಿಯದಂತಹ ಶಬ್ದಗಳನ್ನು ಬಳಸಿದರು)	—	—

Feedback given  
ಸಂಪನ್ಮೂಲಗಳು :

Improve Grammar & Accent

*[Signature]*  
15/3/22



# SHREEMANT

Unit: ಸ್ವಾಮಿ ವಿವೇಕಾನಂದ

Time: 5:20

Concept: ಸ್ವಾಮಿ ವಿವೇಕಾನಂದ

Teach/Reteach: 5:58

Class: IX

Time Duration: 6:00 M

## SKILL OF INTRODUCING THE LESSON (ಇತರ ಪ್ರಸ್ತಾವನೆಯ ಕೌಶಲ)

	Teach ಮೂಲಭೂತ	Reteach ಮರುಮೂಲಭೂತ
1. Used questions/ statements to test previous knowledge. ಪೂರ್ವಜ್ಞಾನ ಪರೀಕ್ಷಿಸಲು ಪ್ರಶ್ನೆಗಳನ್ನು/ಘೋಷಣೆಗಳನ್ನು ಬಳಸಿದರು.	Yes	Yes
2. Relevant responses from students. ವಿಷಯಸಂಬಂಧಿ ಸಮರ್ಪಕ ಉತ್ತರಗಳು	Yes	Yes
3. Situation of lacking continuity. ಕ್ರಮಬದ್ಧತೆಯ ಕೊರತೆ ಕಂಡು ಬಂದ ಸಂದರ್ಭಗಳು.	Yes 	Yes 
4. Uttered irrelevant statements and questions. ಸಮಯಾನುಸಾರಿ ಪೇಶಿ ಕಾರಣಿ ಪ್ರಶ್ನೆಗಳನ್ನು ಬಳಸಿದರು.	No	No
5. Devices used ಬಳಸಿದ ಸಾಧನಗಳು	Yes	Yes
I. Questioning/ Explanation ಪ್ರಶ್ನಿಸುವಿಕೆ / ವಿವರಣೆ		
ii. Teaching Aids ಮೂಲಭೂತ ಉಪಕರಣಗಳು		
iii. Other ಇತರ ಸಾಧನಗಳು		
6. Appropriateness ಸಮರ್ಪಕತೆ/ವ್ಯವಸ್ಥೆ	Yes / No ಹೌದು / ಅಲ್ಲ	Yes / No ಹೌದು / ಅಲ್ಲ
7. Device to improve the effectiveness of introducing the lesson as suggested by the Observer ಇತರ ಪ್ರಸ್ತಾವನೆ ಪರಿಷ್ಕರಿಸುವುದರಲ್ಲಿನ ಸೂಚನೆ ಸಾಧನ	—	—

ASHWINI HAJERI

Unit: Motion

Time: 4:59

Concept: Motion

Teach/Reteach: 5:59

Class: IX

Time Duration: 6:59

SKILL OF EXPLANATION  
(ವಿವರಣೆಯ ಕೌಶಲ್ಯ)

Questions ಪ್ರಶ್ನೆಗಳು	Teach ಬೋಧನೆ	Reteach ಪುನಃಬೋಧನೆ
<b>Desirable behaviours ಆಪೇಕ್ಷಿತ ವರ್ತನೆಗಳು</b>		
1. Used appropriate beginning statement/s ಸಮರ್ಪಕ ಪ್ರಾರಂಭದ ಹೇಳಿಕೆಯನ್ನು ಬಳಸಿದರು.	Yes	Yes
2. Used explaining links ವಿವರಣೆಯ ಕೊಂಡಿಗಳನ್ನು ಬಳಸಿದರು.	Yes	Yes
3. Used covered essential points ಎಲ್ಲ ಅವಶ್ಯಕ ಅಂಶಗಳನ್ನು ಬಳಸಿದರು.	Yes	Yes
4. Used concluding statement ಮುಕ್ತಾಯದ ಹೇಳಿಕೆಯನ್ನು ಉಪಯೋಗಿಸಿದರು.	Yes	Yes
5. Testing pupil understanding ವಿದ್ಯಾರ್ಥಿ ತಿಳಿದುಕೊಂಡಿದ್ದನ್ನು ಪರೀಕ್ಷಿಸಿದರು.	Yes	Yes
<b>Undesirable behaviours ಆಪೇಕ್ಷಿತ ವರ್ತನೆಗಳು</b>		
1. Used irrelevant statement/s ಸಮಂಜಸ ಎರಡ ಹೇಳಿಕೆಯನ್ನು ಬಳಸಿದರು.	—	—
2. Used irrelevant links ಸಮಂಜಸವಿರದ ವಿವರಣೆಯ ಕೊಂಡಿಗಳನ್ನು ಬಳಸಿದರು.	—	—

Questions ಪ್ರಶ್ನೆಗಳು	Teach ಬೋಧನೆ	Reteach ಮರುಬೋಧನೆ
3. Lacking fluency in explanation. ವಿವರಣೆಯಲ್ಲಿ ನಿರರ್ಗಳತೆಯ ಕೊರತೆ (ತಡವರಿಸುವುದು)		
4. Lacking in continuity in statement ಪೇರಗಳಲ್ಲಿ ನಿರಂತರ ಕೊರತೆ (ಎವರು ಹಿಂದೆ-ಮುಂದೆ ಮಾಡಿ ಹೇಳಿರು)		
5. Used inappropriate vocabulary (Used vague words/Phrases) ಅಸಮರ್ಪಕ ಭಾಷೆಯನ್ನು ಬಳಸಿದರು. (ಕಿರಿಯ/ಅನಿಶ್ಚಿತವಾದ ಪದಗಳನ್ನು ಬಳಸಿದರು)	-	-

Feedback given  
 ಸಲಹೆ-ಸೂಚನೆಗಳು: Improve language and fluency.

BLDEA's  
JSS College of Education,  
Vijayapur

Observation Schedule for Seminar Presentation

Aashiya A. Kumasagi

Sl.no	Components	5	4	3	2	1
1	Presentation and Development of Topic	-	-	-	-	0.5
2	Introduction of Topic	-	-	-	-	0.5
3	Content Organization	-	-	-	-	0.5
4	Mastery over the content	-	-	-	-	0.5
5	Presentation Skills	-	-	-	-	0.5
6	Formatting of Slides	-	-	-	-	0.5
7	Interaction with Peer group and Eye-contact	-	-	-	-	-
8	Time Management	-	-	-	-	0.5
9	Closure of the topic	-	-	-	-	0.5
10	Over all	-	-	-	-	0.5

45

  
IQAC Co-ordinator  
BLDEA's JSS College of Education  
-Vijayapur

  
Principal,  
J.S.S. College of Education  
VIJAYAPUR.



BLDEA's  
JSS College of Education,  
Vijayapur


Observation Schedule for Seminar Presentation

Name: *Arshiyaa Kumasagi*

Sl.no	Components	5	4	3	2	1
1	Presentation and Development of Topic					0.5
2	Introduction of Topic					0.5
3	Content Organization					0.5
4	Mastery over the content					0.5
5	Presentation Skills					0.25
6	Formatting of Slides					0.25
7	Interaction with Peer group and Eye -contact					-
8	Time Management					0.5
9	Closure of the topic					0.5
10	Over all					0.5

4.0.

  
Principal  
J.S.S. College of Education  
VIJAYAPUR.

  
IQAC  
BLDEA's JSS College of Education  
Vijayapur

04.12.2023

1st stage, 1st attempt  
 Department of Education - U.P. Lucknow - 2000

Annexure-02

Evaluation Sheet

B.Ed 4th Semester Practical Examination Dec-2023

Evaluation Sheet (Format)

Code: 210

Name of The College: B.L.P.E.A. J.S.S. College of Education Varanasi

Name of The School: G.S.S. At Gura High School Varanasi

S.No	Register No:	Max Marks	UTS I		UTS II		Total
			1/11	2/11	1/11	2/11	
1	1065 - 1 / B	05	05	05	05	04	03
2	05	05	04	05	04	04	04
3	06	05	04	05	04	03	03
	10	10	10	10	05	05	05
	10	09	09	09	05	05	05
	05	05	04	05	04	04	04
4	10	10	09	09	05	05	05
<b>Total</b>		<b>50</b>	<b>49</b>	<b>45</b>	<b>48</b>	<b>31</b>	<b>29</b>

Name and Signature of the Examiner

*Signature*  
 Smt. V. P. Mishra

- 1) The maximum marks for each item (2, 3, 4) is five only
- 2) Teaching aids prepared and used by candidate may be more than ten(10)
- 3) Difference between two examiners assessment may not be more than ten(10)

**Annexure-02**

Evaluation Sheet

B.Ed 4th Semester Practical Examination-Dec-2023						
Evaluation Sheet (Format)						
Name of The College: <u>B.D.P.A. J.S.S College of Education Vijayapur</u>					Code: <u>5210</u>	
Name of The School: <u>S.S. High School (A) Vijayapur</u>		U/S/24	U/S/24	U/S/24	U/S/24	U/S/24
Register No. _____		E-0024	E-0024	E-0024	E-0024	E-0024
S.No	POSS I / II	Max Marks	I/II	I/II	I/II	I/II
1	<b>Lesson Planning:</b> Analysis and classification of objectives, Learning Goals, Methodology, Learning Aids, Learning Activities, Techniques and Evaluation.	05	05	05	5	5
2	<b>Initiation Phase:</b> Use of material, Sequence of ideas, Resources, Devices, Linking Initiation of the Process with existing Skills.	05	04	05	5	5
3	<b>Development Phase:</b>					
	a. Content Competency; Activities, Critical Competencies, Spacing.	05	04	05	5	5
	b. Transaction of Content; <b>Methodology:</b> Techniques/Experiments/Drills/Examples, Media utilization, Maps, Audio Visual Materials, Flows, Games, Visual & Auditory Images, Activities & Integrative Plans, Diagrams & Tables.	10	09	08	8	9
	c. Student Teacher's Competency in Core Teaching Skills; Classroom Management, Values, Adaptors, Introduction, Reinforcing, Blackboard Work, Organization, Stimulus, Activities, Logical, Logic and Order, Introduction with Examples, Explanation, Pupil Participation, and Closure, Classroom management, Attending to Pupil Behavior, Verbal and Non-verbal Responses, Mastery of Digital Instruction.	10	10	10	8	9
	d. <b>Communication;</b> Fluency in Language - Clarity in Expression - Suitability of Vocabulary - Tone and Voice.	05	04	05	4	4
4	<b>Evaluation Phase:</b> Appropriateness in Testing Learning Outcomes at different Stages - Techniques and devices used.	10	10	10	10	10
<b>Total</b>		50	46	48	46	47

Name and Signature of the Examiner

(Smt. G. B. Kuyyagal)

- 1) The maximum marks for each item (B.E.D) is 04 is five only.  
 2) Teaching aids prepared and used by candidate may be more than ten(10)  
 3) Difference between two examiners assessment may not be more than ten(10)





B.L.D.E. Association's  
**J.S.S.COLLEGE OF EDUCATION, VIJAYAPUR**

Reaccredited by NAAC at 'B' Grade  
 B.Ed. Internship in Teaching : 201 -201

**STUDENT TEACHING PROFILE**



Name of the Student Teacher \_\_\_\_\_ Roll No \_\_\_\_\_

Name of the Co-Operating School \_\_\_\_\_ Lesson No \_\_\_\_\_

Subject / MOT \_\_\_\_\_ Unit \_\_\_\_\_

Standard \_\_\_\_\_ Date \_\_\_\_\_ Period \_\_\_\_\_

Sl No	Aspects and Criteria	Rating Scale									
		Poor			Average				Excellent		
		1	2	3	4	5	6	7	8	9	10
1	Appropriateness of writing Lesson Plan										
2	Clarity & Adequacy of Learning Objectives										
3	Organisation & Adequacy of the content										
4	Creating atmosphere for motivation										
5	Systematic Development of the Lesson										
6	Use of appropriate Skills & Strategies										
7	Appropriate & Effective use of Learning Resources										
8	Vividity in Learning Experience										
9	Blackboard Writing										
10	Attainment Writing										
11	Active participation of the students										
12	Relevance of the Assignment										
13	Effective classroom management										
14	Personality of the Teacher										
15	Overall Performance										

Suggestions :

1.   
 IQAC Co-ordinator
2. B.L.D.E.'s JSS College of Education

  
 Principal,  
 Signature of the College of Education

B.L.D.E Association's  
**J. S. S. COLLEGE OF EDUCATION, BIJAPUR**

Reaccredited by NAAC @ B Grade

B.Ed. Internship in Teaching : 201 -201

**STUDENT TEACHING PROFILE**

Name of the Student Teacher M. P. Sankach Roll No. 39

Name of the Co-Operating School R.T.S Lesson No. I

Subject /MOT History Unit 17th century

Standard 8th c Date 13/11 Period 111

Sl. No.	Aspects and Criteria	Rating Scale												
		Poor					Excellent							
		1	2	3	4	5	6	7	8	9	10			
1	Appropriateness of Writing Lesson Plan						✓							
2	Clarity & Adequacy of Learning Objectives					✓								
3	Organisation & Adequacy of the content									✓				
4	Creating atmosphere for motivation							✓						
5	Systematic Development of the Lesson									✓				
6	Use of appropriate Skills & Strategies							✓						
7	Appropriate & Effective use of Learning Resources						✓							
8	Vividty in Learning Experience									✓				
9	Blackboard Writing						✓							
10	Attainment of Objectives									✓				
11	Active participation of the students									✓				
12	Relevance of the Assignment									✓				
13	Effective classroom management						✓							
14	Personality of the Teacher									✓				
15	Overall Performance									✓				

**Suggestions :**

1. Lesson was given

2. ~~Efficiently~~ well!

*RR*  
 Signature of the Observer

*RA*  
 Principal,

B.L.D.E. Association's  
**J. S. S. COLLEGE OF EDUCATION, BIJAPUR**

Recognized by NAAC @ B Grade

B.Ed. Internship in Teaching : 201 -201

**STUDENT TEACHING PROFILE**

Name of the Student Teacher Nellam S. Hasm Roll No. 15

Name of the Co-Operating School R.T.S Lesson No. 1

Subject /MOT Soil Science Page 2310

Standard 8<sup>th</sup> Date 13/11 Period II

Sl. No.	Aspects and Criteria	Rating Scale												
		Poor					Excellent							
		1	2	3	4	5	6	7	8	9	10			
1	Appropriateness of Writing Lesson Plan			✓										
2	Clarity & Adequacy of Learning Objectives			✓										
3	Organisation & Adequacy of the content		✓											
4	Creating atmosphere for motivation			✓										
5	Systematic Development of the Lesson				✓									
6	Use of appropriate Skills & Strategies			✓										
7	Appropriate & Effective use of Learning Resources				✓									
8	Vividity in Learning Experience			✓										
9	Blackboard Writing				✓									
10	Attainment of Objectives			✓										
11	Active participation of the students				✓									
12	Relevance of the Assignment			✓										
13	Effective classroom management				✓									
14	Personality of the Teacher				✓									
15	Overall Performance				✓									

Suggestions :

1. Speak bit loud
2. etc

Signature of the Observer

IQAC Co-ordinator

BLDEA's JSS College of Education

Principal,

JSS Education

B.L.D.E.A.'S  
**J.S.S COLLEGE OF EDUCATION, VIJAYAPUR**  
**Pre-Internship/Internship**  
 Lesson observation schedule

Name of the Trainee: Saniya Awati

Roll No: 70

Date: 25/8/22

School: L.E.S. School

Subject: Mathematics

Std & Div: VII

Unit: Simple equations

Sub-Unit: Solving equations

Lesson No: 18

Components :

Grades

		A	B	C	D	E
1.	<b>Engage:</b> a. Generated interest b. Accessed prior knowledge c. Connect knowledge d. Set parameters of the focus e. Framed the ideas	✓	✓			
2.	<b>Explore</b> a. Experience key concepts b. Discovered c. Probe, inquire, and question the experiences d. Examined their thinking e. Establish relationships and understanding	✓	✓	✓		
3.	<b>Explain</b> a. Connected prior knowledge and background to new discoveries b. Communicated new understandings c. Connected to formal language	✓	✓	✓		
4.	<b>Extend/Elaborate</b> a. Applied new learning to a new or similar situation b. Extend and explain concept being explored c. Communicate new understanding with formal language	✓	✓	✓		
5.	<b>Evaluate</b> a. Assessed (self, peer, and teacher evaluation) b. Techniques used, relevance of objectives	✓	✓	✓		
6.	<b>Learning materials used:</b>	✓	✓	✓		
7.	<b>Home assignment activity based</b>	✓	✓	✓		

Uniqueness in teaching:

Sl.No	Strong Points of the Lesson	Suggestions by the teacher
	Teaching is very effective	Voice modulation

Grade: A B C D E

IQAC Co-ordinator

Principal

Observer's Sign



B.L.D.E.A'S  
**J.S.S COLLEGE OF EDUCATION, VIJAYAPUR**  
 Pre-Internship/Internship  
 Lesson observation schedule

Name of the Trainee: Aashwarya Vibhuti Math  
 Roll No: 48 Date: 25/8/22  
 School: L.E.S. School Subject: Mathematics  
 Std & Div: IX  
 Unit: Polynomials Sub-Unit: Factor theorem  
 Lesson No: 7

**Components :**

**Grades**

		A	B	C	D	E
1.	<b>Engage:</b> a. Generated interest b. Accessed prior knowledge c. Connect knowledge d. Set parameters of the focus e. Framed the ideas	✓✓✓✓	✓			
2.	<b>Explore</b> a. Experience key concepts b. Discovered c. Probe, inquire, and question the experiences d. Examined their thinking e. Establish relationships and understanding	✓✓✓✓	✓			
3.	<b>Explain</b> a. Connected prior knowledge and background to new discoveries b. Communicated new understandings c. Connected to formal language	✓✓✓✓	✓			
4.	<b>Extend/Elaborate</b> a. Applied new learning to a new or similar situation b. Extend and explain concept being explored c. Communicate new understanding with formal language	✓✓	✓			
5.	<b>Evaluate</b> a. Assessed (self, peer, and teacher evaluation) b. Techniques used, relevance of objectives	✓✓✓✓				
6.	<b>Learning materials used:</b>	✓				
7.	<b>Home assignment activity based</b>	✓				

**Uniqueness in teaching:**

Sl.No	Strong Points of the Lesson	Suggestions by the teacher
	Teaching aids were very effective	More modulation

B. Sajeev  
 Head of Institution

B.L.D.E.A'S  
**J.S.S COLLEGE OF EDUCATION, VIJAYAPUR**  
 Pre-Internship/Internship  
 Lesson observation schedule

Name of the Trainee: Paishwarya Vibhuti Math  
 Roll No: 4-8 Date: 29/8/22  
 School: L.E.S. School Subject: Mathematics  
 Std & Div: X  
 Unit: Polynomial Sub-Unit: Division method.  
 Lesson No: 8

Components :		Grades			
		A	B	C	D
1.	<b>Engage:</b> a. Generated interest b. Accessed prior knowledge c. Connect knowledge d. Set parameters of the focus e. Framed the ideas	✓	✓		
2.	<b>Explore</b> a. Experience key concepts b. Discovered c. Probe, inquire, and question the experiences d. Examined their thinking e. Establish relationships and understanding	A	B	C	D
3.	<b>Explain</b> a. Connected prior knowledge and background to new discoveries b. Communicated new understandings c. Connected to formal language	A	B	C	D
4.	<b>Extend/Elaborate</b> a. Applied new learning to a new or similar situation b. Extend and explain concept being explored c. Communicate new understanding with formal language	A	B	C	D
5.	<b>Evaluate</b> a. Assessed (self, peer, and teacher evaluation) b. Techniques used, relevance of objectives	A	B	C	D
6.	<b>Learning materials used:</b>	X	B	C	D
7.	<b>Home assignment activity based</b>	A	B	C	D

Uniqueness in teaching:

Sl.No	Strong Points of the Lesson	Suggestions by the teacher
	Teaching is very effective	voice modulation

Grade: X  
 IQAC Co-ordinator: [Signature]  
 Principal: [Signature]  
 Observer's Sign: [Signature]

B.L.D.E.A'S  
**J.S.S COLLEGE OF EDUCATION, VIJAYAPUR**  
 Pre-Internship/Internship  
 Lesson observation schedule

Name of the Trainee: Janisthira Damigonda

Id No: 78  
 School: L.E.S. School

& Div: VII  
 Topic: Integers

Lesson No: 12

Date: 29/8/22

Subject: Mathematics

Sub-Unit: Properties of division method

Components :

Grades

	A	B	C	D	E
<b>Engage:</b>					
a. Generated interest	✓	✓			
b. Accessed prior knowledge	✓	✓			
c. Connect knowledge	✓	✓			
d. Set parameters of the focus	✓	✓			
e. Framed the ideas	✓	✓			
<b>Explore</b>					
a. Experience key concepts	✓	✓	✓	✓	✓
b. Discovered	✓	✓	✓	✓	✓
c. Probe, inquire, and question the experiences	✓	✓	✓	✓	✓
d. Examined their thinking	✓	✓	✓	✓	✓
e. Establish relationships and understanding	✓	✓	✓	✓	✓
<b>Explain</b>					
a. Connected prior knowledge and background to new discoveries	✓	✓	✓	✓	✓
b. Communicated new understandings	✓	✓	✓	✓	✓
c. Connected to formal language	✓	✓	✓	✓	✓
<b>Extend/Elaborate</b>					
a. Applied new learning to a new or similar situation	✓	✓	✓	✓	✓
b. Extend and explain concept being explored	✓	✓	✓	✓	✓
c. Communicate new understanding with formal language	✓	✓	✓	✓	✓
<b>Evaluate</b>					
a. Assessed (self, peer, and teacher evaluation)	✓	✓	✓	✓	✓
b. Techniques used, relevance of objectives	✓	✓	✓	✓	✓
<b>Learning materials used:</b>					
Home assignment activity based	✓	✓	✓	✓	✓

Effectiveness in teaching:

No	Strong Points of the Lesson	Suggestions by the teacher
	Teaching is good	Voice modulation

Grade: A B C D E  
 IOAC

Observer: B. Sajja Sign: B. Sajja  
 Principal: B. Sajja